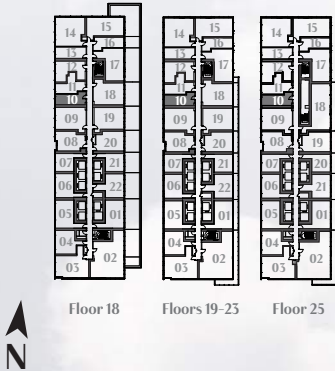
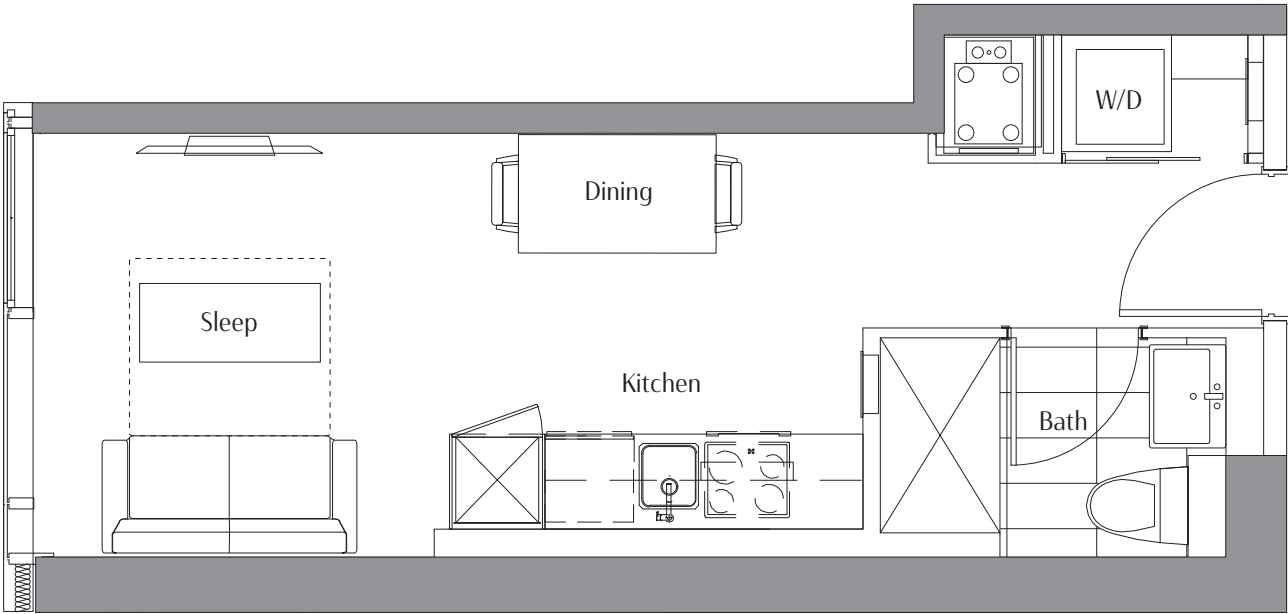


Model:
001

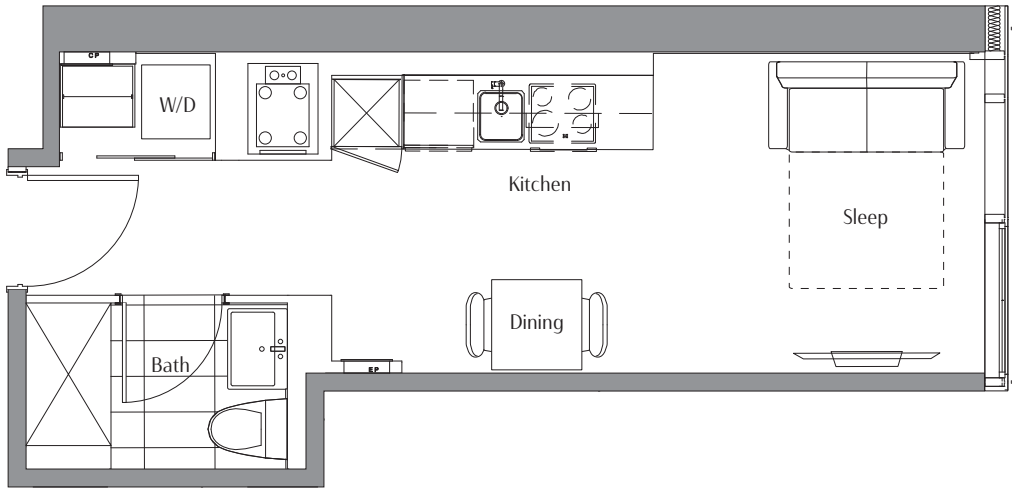
STUDIO
Enclosed: 331 SQ.FT.



ALL DIMENSIONS ARE APPROXIMATE AND SUBJECT TO NORMAL CONSTRUCTION VARIANCES. DIMENSIONS MAY EXCEED THE USEABLE FLOOR AREA. SIZES AND SPECIFICATIONS SUBJECT TO CHANGE WITHOUT NOTICE. FURNITURE IS DISPLAYED FOR ILLUSTRATION PURPOSES ONLY AND DOES NOT NECESSARILY REFLECT THE ELECTRICAL PLAN FOR THE SUITE. SUITES ARE SOLD UNFURNISHED. E. & O. E.

Model:
001A

STUDIO
Enclosed: 311 SQ.FT.



Floors 19-23 Floor 25



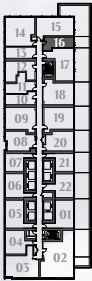
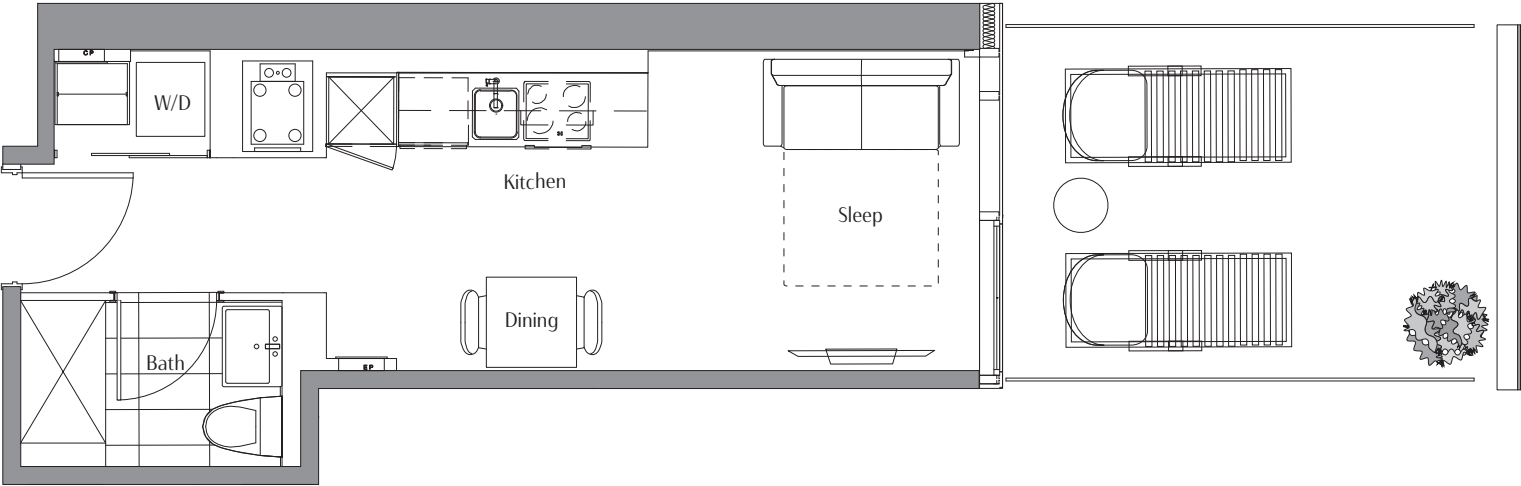
ALL DIMENSIONS ARE APPROXIMATE AND SUBJECT TO NORMAL CONSTRUCTION VARIANCES. DIMENSIONS MAY EXCEED THE USEABLE FLOOR AREA. SIZES AND SPECIFICATIONS SUBJECT TO CHANGE WITHOUT NOTICE. FURNITURE IS DISPLAYED FOR ILLUSTRATION PURPOSES ONLY AND DOES NOT NECESSARILY REFLECT THE ELECTRICAL PLAN FOR THE SUITE. SUITES ARE SOLD UNFURNISHED. E. & O. E.

Model:

001A

STUDIO

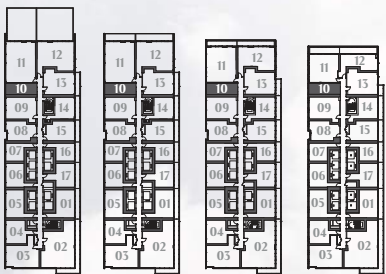
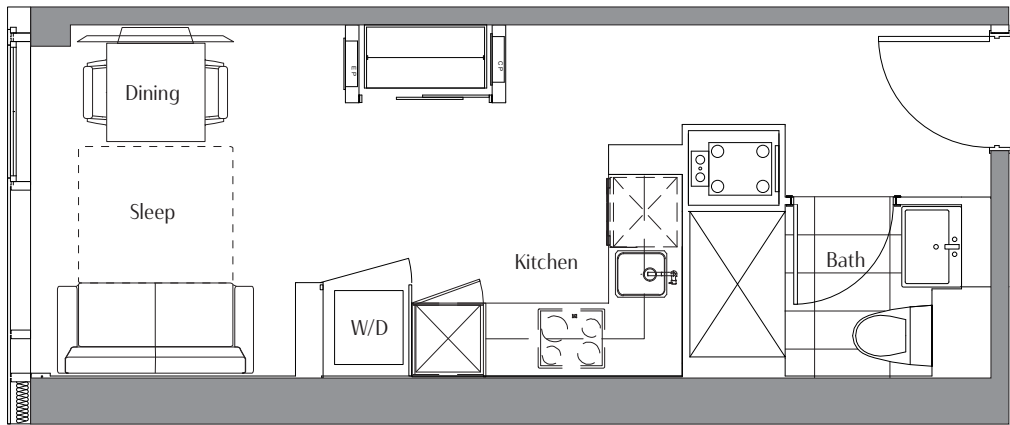
Enclosed: 311 SQ.FT.
Terrace: 142 SQ.FT.



ALL DIMENSIONS ARE APPROXIMATE AND SUBJECT TO NORMAL CONSTRUCTION VARIANCES. DIMENSIONS MAY EXCEED THE USEABLE FLOOR AREA. SIZES AND SPECIFICATIONS SUBJECT TO CHANGE WITHOUT NOTICE. FURNITURE IS DISPLAYED FOR ILLUSTRATION PURPOSES ONLY AND DOES NOT NECESSARILY REFLECT THE ELECTRICAL PLAN FOR THE SUITE. SUITES ARE SOLD UNFURNISHED. E. & O. E.

Model:
002

STUDIO
Enclosed: 331 SQ.FT.



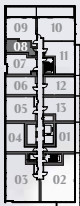
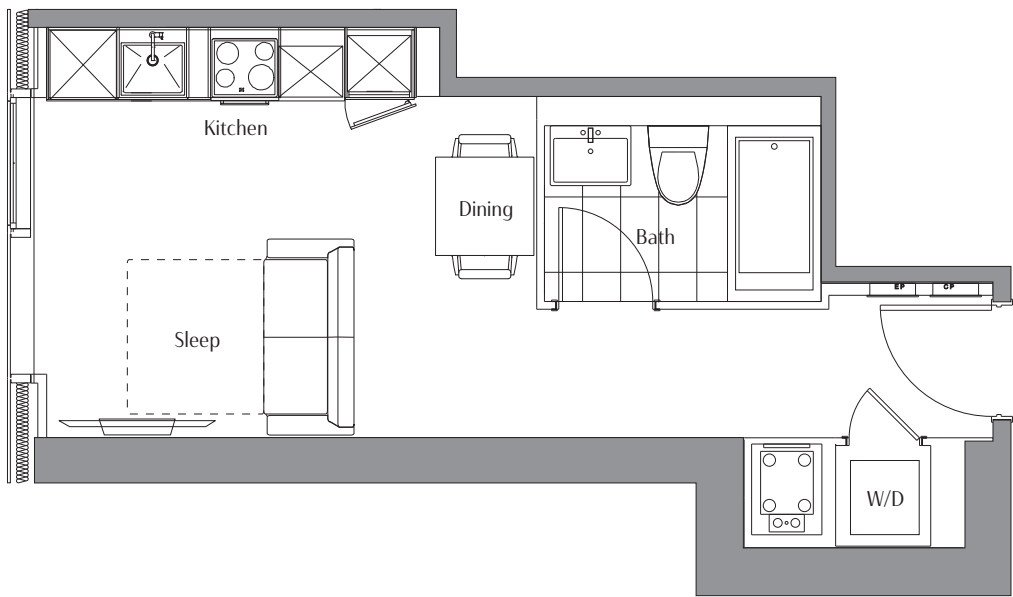
ALL DIMENSIONS ARE APPROXIMATE AND SUBJECT TO NORMAL CONSTRUCTION VARIANCES. DIMENSIONS MAY EXCEED THE USEABLE FLOOR AREA. SIZES AND SPECIFICATIONS SUBJECT TO CHANGE WITHOUT NOTICE. FURNITURE IS DISPLAYED FOR ILLUSTRATION PURPOSES ONLY AND DOES NOT NECESSARILY REFLECT THE ELECTRICAL PLAN FOR THE SUITE. SUITES ARE SOLD UNFURNISHED. E. & O. E.

Model:

002A

STUDIO

Enclosed: 331 SQ.FT.



Floors 69-77

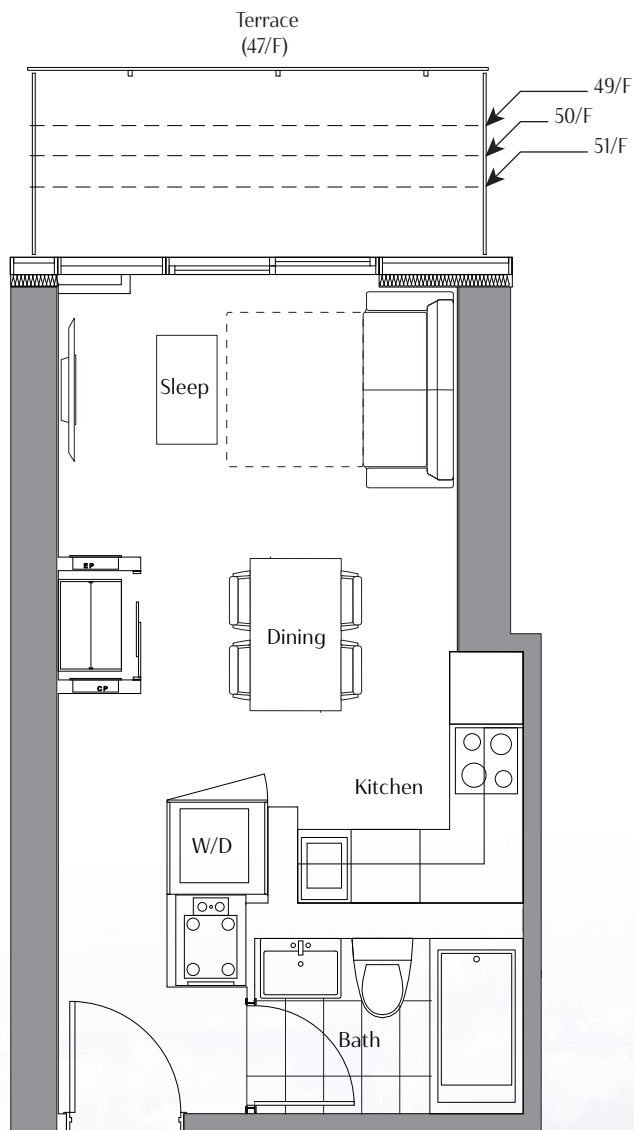


ALL DIMENSIONS ARE APPROXIMATE AND SUBJECT TO NORMAL CONSTRUCTION VARIANCES. DIMENSIONS MAY EXCEED THE USEABLE FLOOR AREA. SIZES AND SPECIFICATIONS SUBJECT TO CHANGE WITHOUT NOTICE. FURNITURE IS DISPLAYED FOR ILLUSTRATION PURPOSES ONLY AND DOES NOT NECESSARILY REFLECT THE ELECTRICAL PLAN FOR THE SUITE. SUITES ARE SOLD UNFURNISHED. E. & O. E.

Model:
003

STUDIO

Enclosed: 338 SQ.FT.
Balcony: 24-46 SQ.FT.
(51/F -49/F)
Terrace: 68 SQ.FT. (47/F)



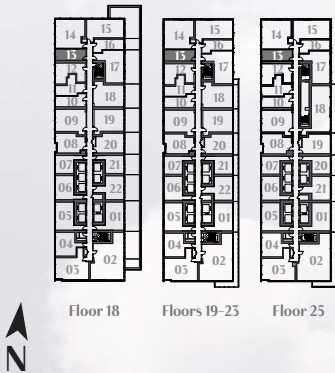
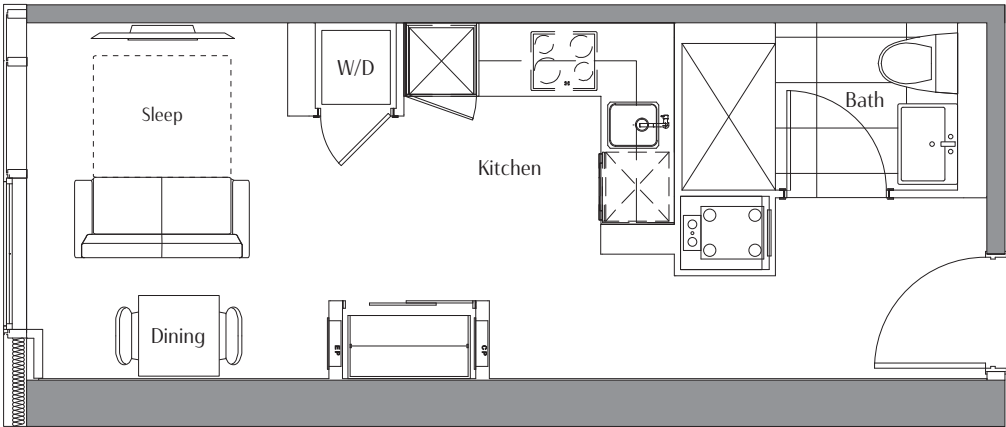
Floors 47-51

ALL DIMENSIONS ARE APPROXIMATE AND SUBJECT TO NORMAL CONSTRUCTION VARIANCES. DIMENSIONS MAY EXCEED THE USEABLE FLOOR AREA. SIZES AND SPECIFICATIONS SUBJECT TO CHANGE WITHOUT NOTICE. FURNITURE IS DISPLAYED FOR ILLUSTRATION PURPOSES ONLY AND DOES NOT NECESSARILY REFLECT THE ELECTRICAL PLAN FOR THE SUITE. SUITES ARE SOLD UNFURNISHED. E. & O. E.

CONCORD
sky

Model:
004

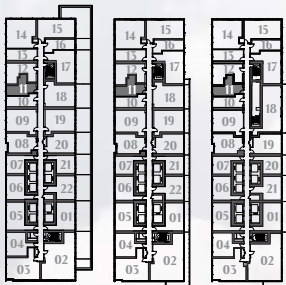
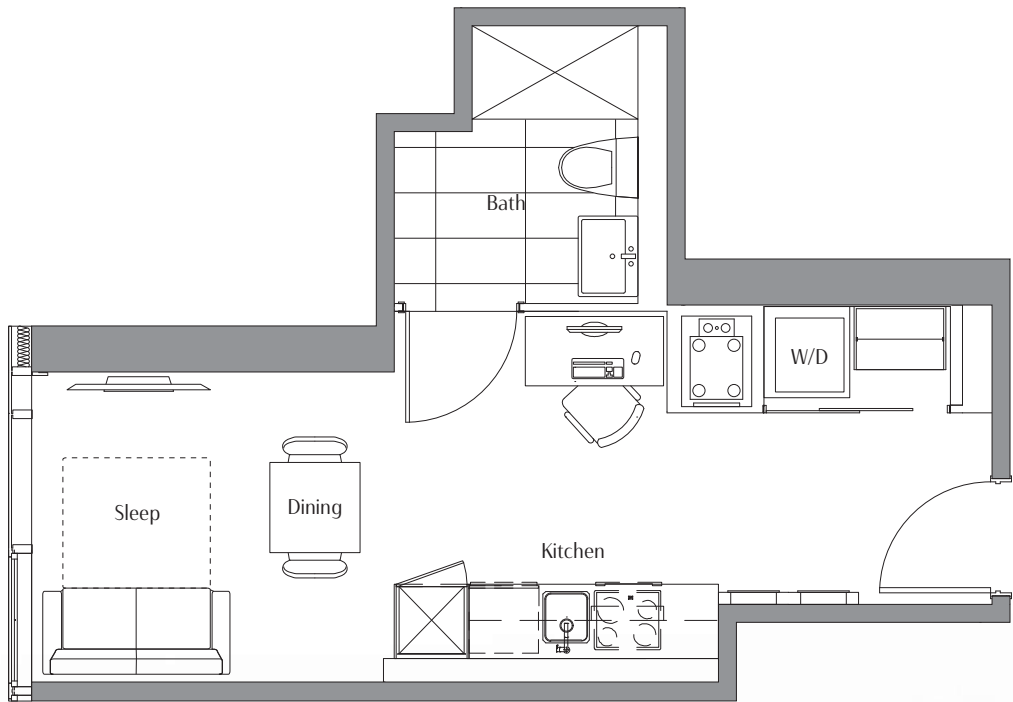
STUDIO
Enclosed: 333 SQ.FT.



ALL DIMENSIONS ARE APPROXIMATE AND SUBJECT TO NORMAL CONSTRUCTION VARIANCES. DIMENSIONS MAY EXCEED THE USEABLE FLOOR AREA. SIZES AND SPECIFICATIONS SUBJECT TO CHANGE WITHOUT NOTICE. FURNITURE IS DISPLAYED FOR ILLUSTRATION PURPOSES ONLY AND DOES NOT NECESSARILY REFLECT THE ELECTRICAL PLAN FOR THE SUITE. SUITES ARE SOLD UNFURNISHED. E. & O. E.

Model:
005

STUDIO
Enclosed: 355 SQ.FT.



Floor 18

Floors 19-23

Floor 25

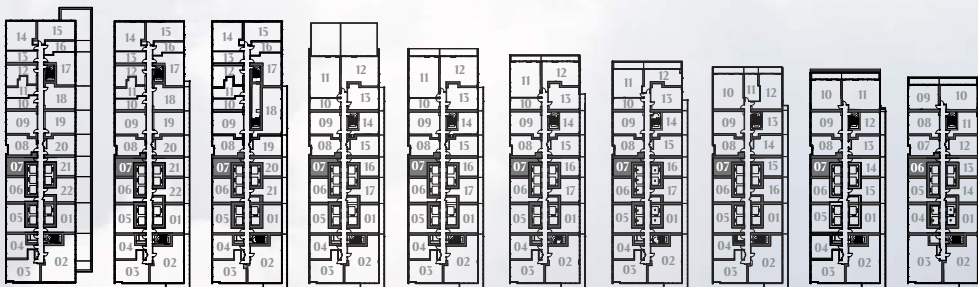
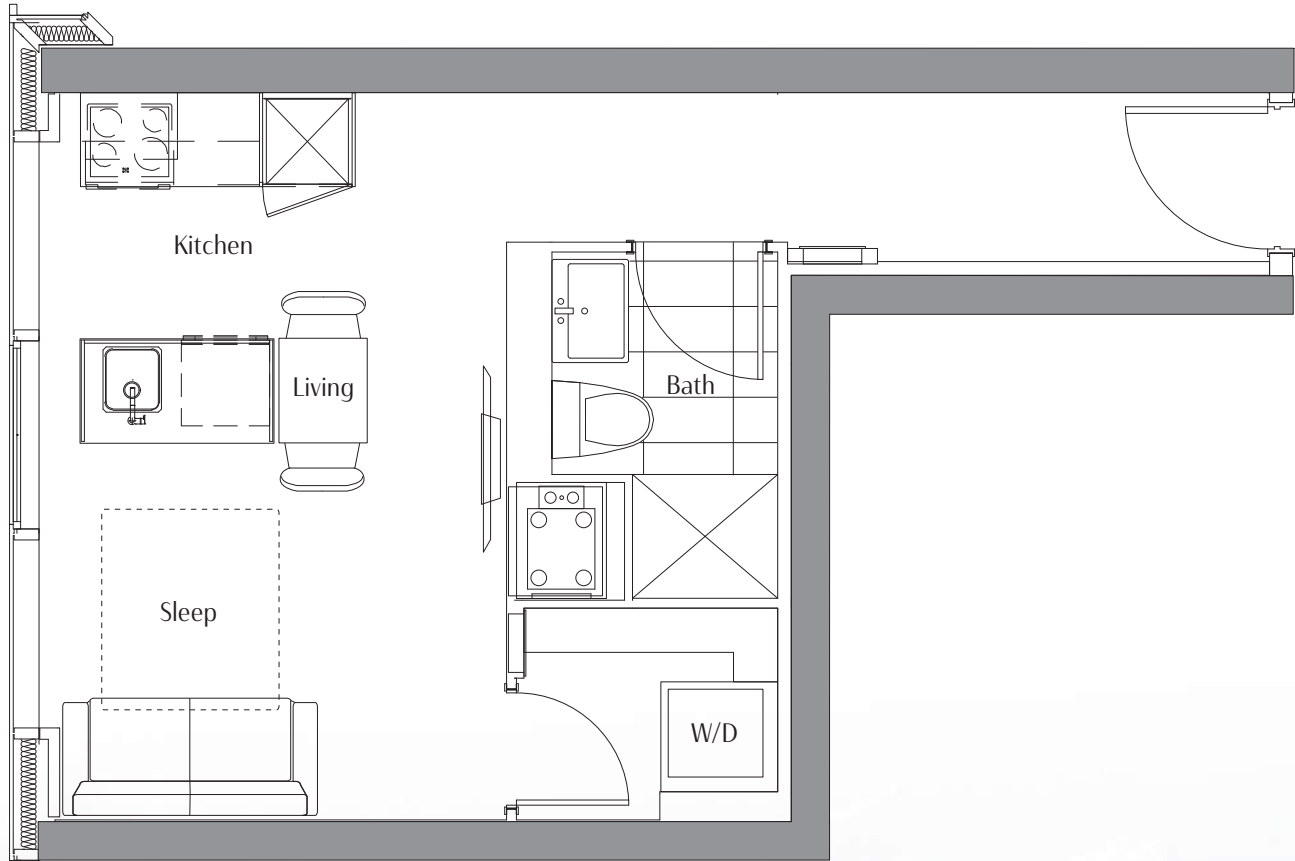


ALL DIMENSIONS ARE APPROXIMATE AND SUBJECT TO NORMAL CONSTRUCTION VARIANCES. DIMENSIONS MAY EXCEED THE USEABLE FLOOR AREA. SIZES AND SPECIFICATIONS SUBJECT TO CHANGE WITHOUT NOTICE. FURNITURE IS DISPLAYED FOR ILLUSTRATION PURPOSES ONLY AND DOES NOT NECESSARILY REFLECT THE ELECTRICAL PLAN FOR THE SUITE. SUITES ARE SOLD UNFURNISHED. E. & O. E.

Model:
006

STUDIO

Enclosed: 423 SQ.FT.



Floor 18

Floors 19-23

Floor 25

Floor 26

Floors 27-32

Floors 33-39

Floors 40-46

Floors 47-51

Floors 52-57

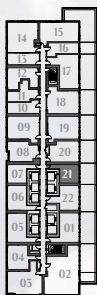
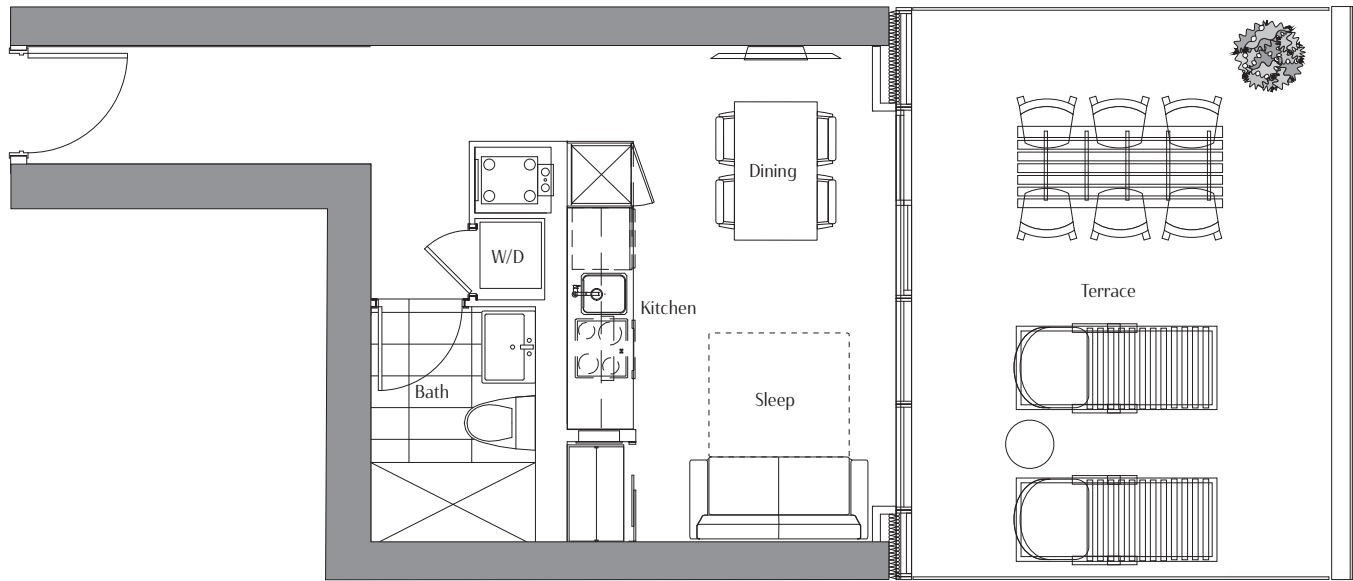
Floors 58-60

ALL DIMENSIONS ARE APPROXIMATE AND SUBJECT TO NORMAL CONSTRUCTION VARIANCES. DIMENSIONS MAY EXCEED THE USEABLE FLOOR AREA. SIZES AND SPECIFICATIONS SUBJECT TO CHANGE WITHOUT NOTICE. FURNITURE IS DISPLAYED FOR ILLUSTRATION PURPOSES ONLY AND DOES NOT NECESSARILY REFLECT THE ELECTRICAL PLAN FOR THE SUITE. SUITES ARE SOLD UNFURNISHED. E. & O. E.

CONCORD
sky

Model:
007

STUDIO
Enclosed: 423 SQ.FT.
Terrace: 256 SQ.FT.



Floors 18



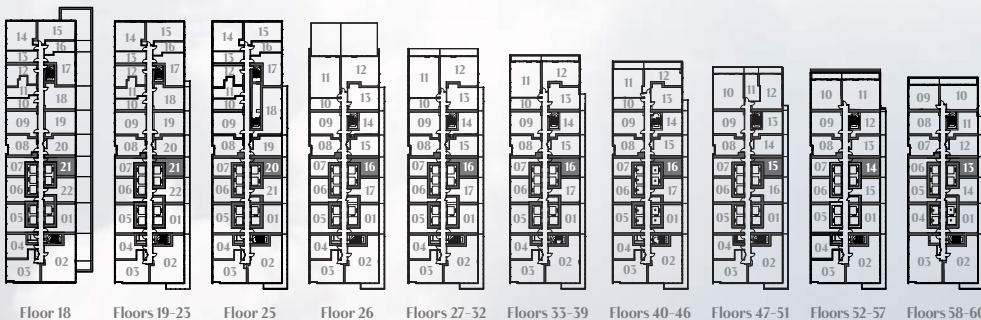
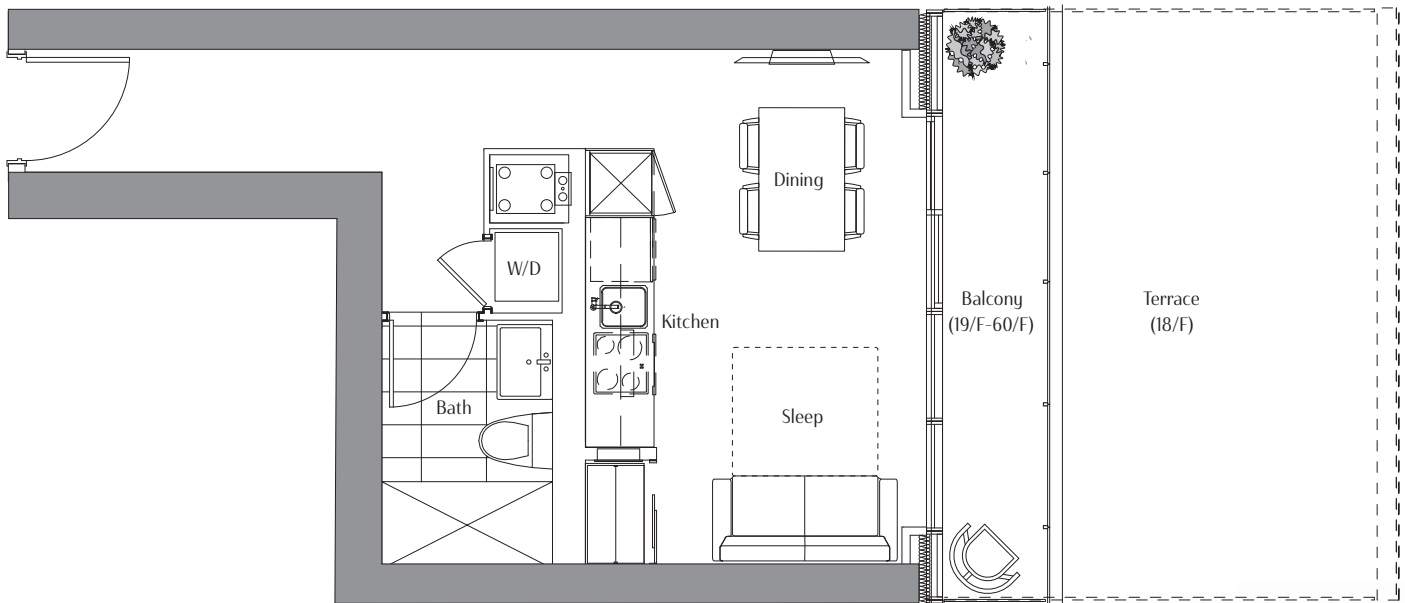
CONCORD
sky

ALL DIMENSIONS ARE APPROXIMATE AND SUBJECT TO NORMAL CONSTRUCTION VARIANCES. DIMENSIONS MAY EXCEED THE USEABLE FLOOR AREA. SIZES AND SPECIFICATIONS SUBJECT TO CHANGE WITHOUT NOTICE. FURNITURE IS DISPLAYED FOR ILLUSTRATION PURPOSES ONLY AND DOES NOT NECESSARILY REFLECT THE ELECTRICAL PLAN FOR THE SUITE. SUITES ARE SOLD UNFURNISHED. E. & O. E.

Model:
007

STUDIO

Enclosed: 423 SQ.FT.
Balcony: 75 SQ.FT.
(19/F - 60/F)
Terrace: 256 SQ.FT.(18/F)

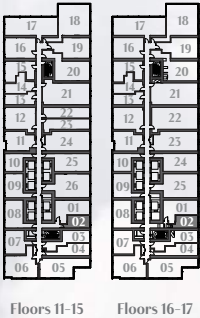
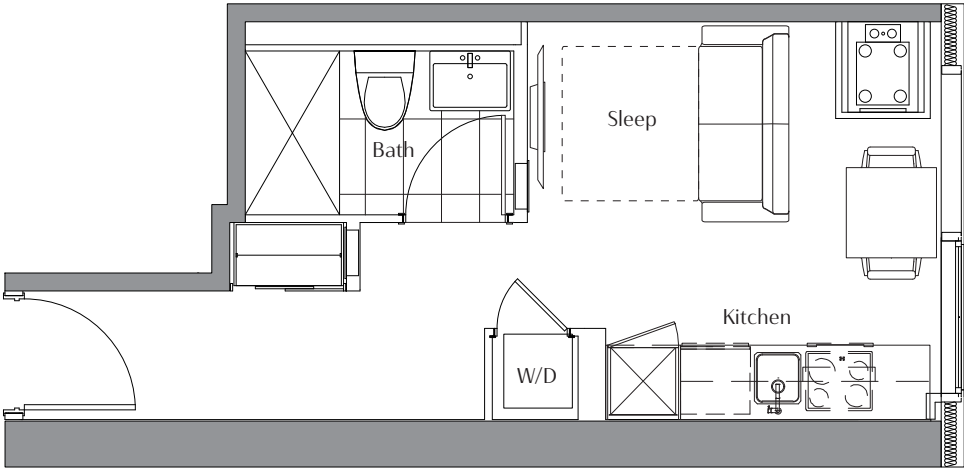


CONCORD
sky

ALL DIMENSIONS ARE APPROXIMATE AND SUBJECT TO NORMAL CONSTRUCTION VARIANCES. DIMENSIONS MAY EXCEED THE USEABLE FLOOR AREA. SIZES AND SPECIFICATIONS SUBJECT TO CHANGE WITHOUT NOTICE. FURNITURE IS DISPLAYED FOR ILLUSTRATION PURPOSES ONLY AND DOES NOT NECESSARILY REFLECT THE ELECTRICAL PLAN FOR THE SUITE. SUITES ARE SOLD UNFURNISHED. E. & O. E.

Model:
101

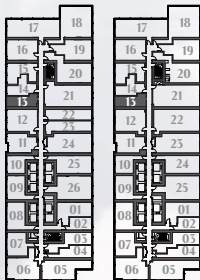
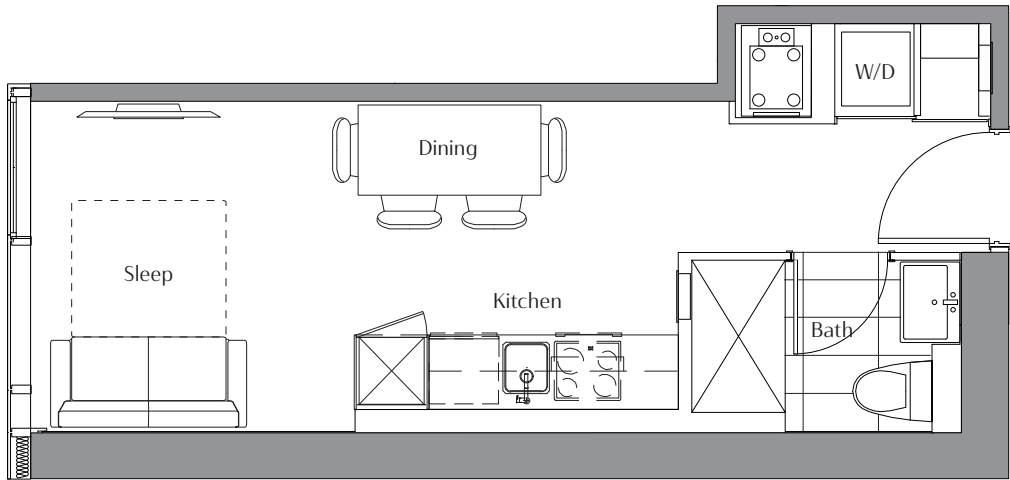
STUDIO
Enclosed: 295 SQ.FT.



ALL DIMENSIONS ARE APPROXIMATE AND SUBJECT TO NORMAL CONSTRUCTION VARIANCES. DIMENSIONS MAY EXCEED THE USEABLE FLOOR AREA. SIZES AND SPECIFICATIONS SUBJECT TO CHANGE WITHOUT NOTICE. FURNITURE IS DISPLAYED FOR ILLUSTRATION PURPOSES ONLY AND DOES NOT NECESSARILY REFLECT THE ELECTRICAL PLAN FOR THE SUITE. SUITES ARE SOLD UNFURNISHED. E. & O. E.

Model:
102

STUDIO
Enclosed: 332 SQ.FT.



Floors 11-15 Floors 16-17

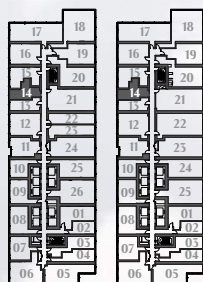
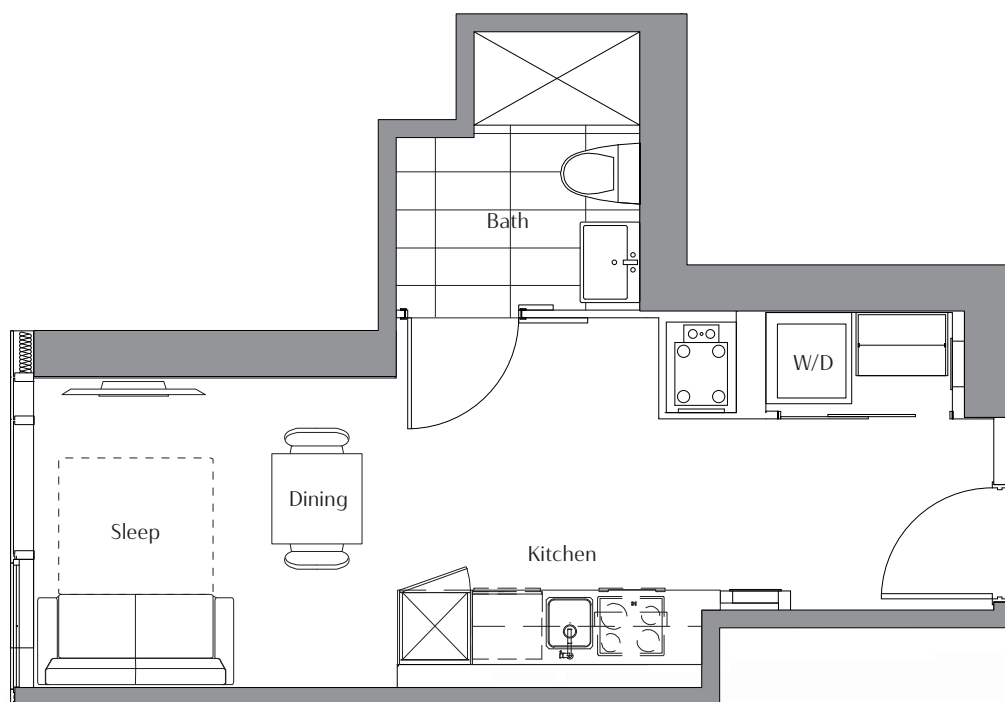


ALL DIMENSIONS ARE APPROXIMATE AND SUBJECT TO NORMAL CONSTRUCTION VARIANCES. DIMENSIONS MAY EXCEED THE USEABLE FLOOR AREA. SIZES AND SPECIFICATIONS SUBJECT TO CHANGE WITHOUT NOTICE. FURNITURE IS DISPLAYED FOR ILLUSTRATION PURPOSES ONLY AND DOES NOT NECESSARILY REFLECT THE ELECTRICAL PLAN FOR THE SUITE. SUITES ARE SOLD UNFURNISHED. E. & O. E.

Model:
103

STUDIO

Enclosed: 356 SQ.FT.

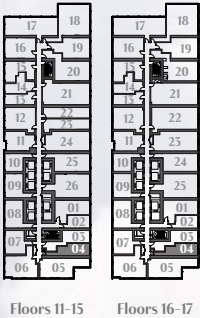
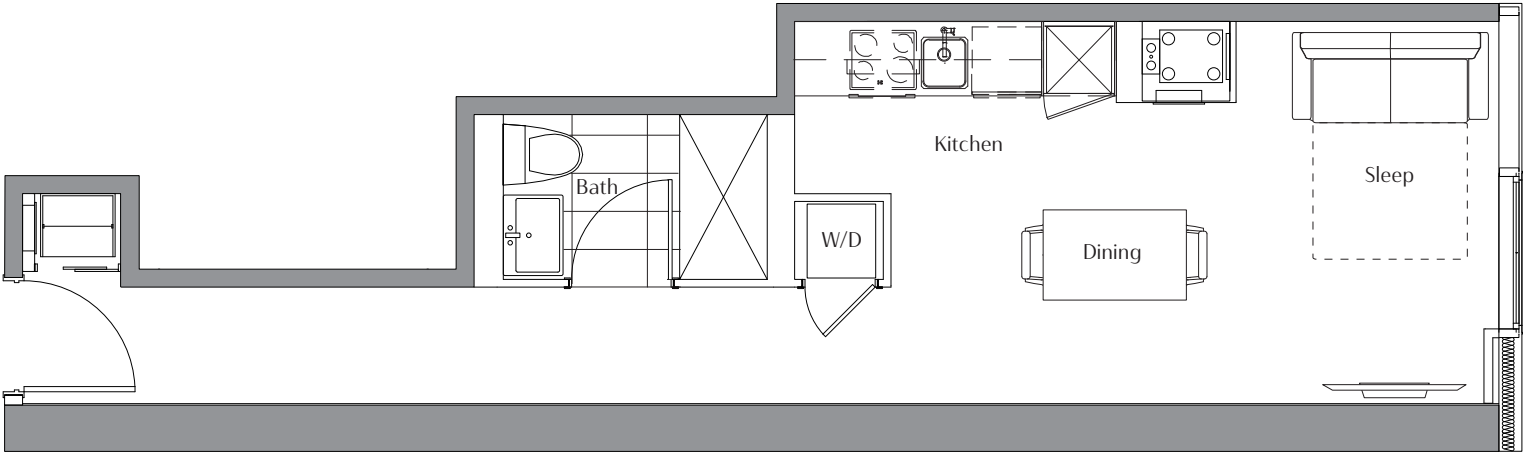


CONCORD
sky

ALL DIMENSIONS ARE APPROXIMATE AND SUBJECT TO NORMAL CONSTRUCTION VARIANCES. DIMENSIONS MAY EXCEED THE USEABLE FLOOR AREA. SIZES AND SPECIFICATIONS SUBJECT TO CHANGE WITHOUT NOTICE. FURNITURE IS DISPLAYED FOR ILLUSTRATION PURPOSES ONLY AND DOES NOT NECESSARILY REFLECT THE ELECTRICAL PLAN FOR THE SUITE. SUITES ARE SOLD UNFURNISHED. E. & O. E.

Model:
104

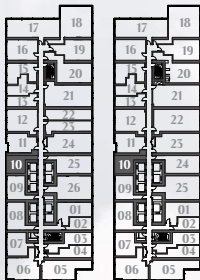
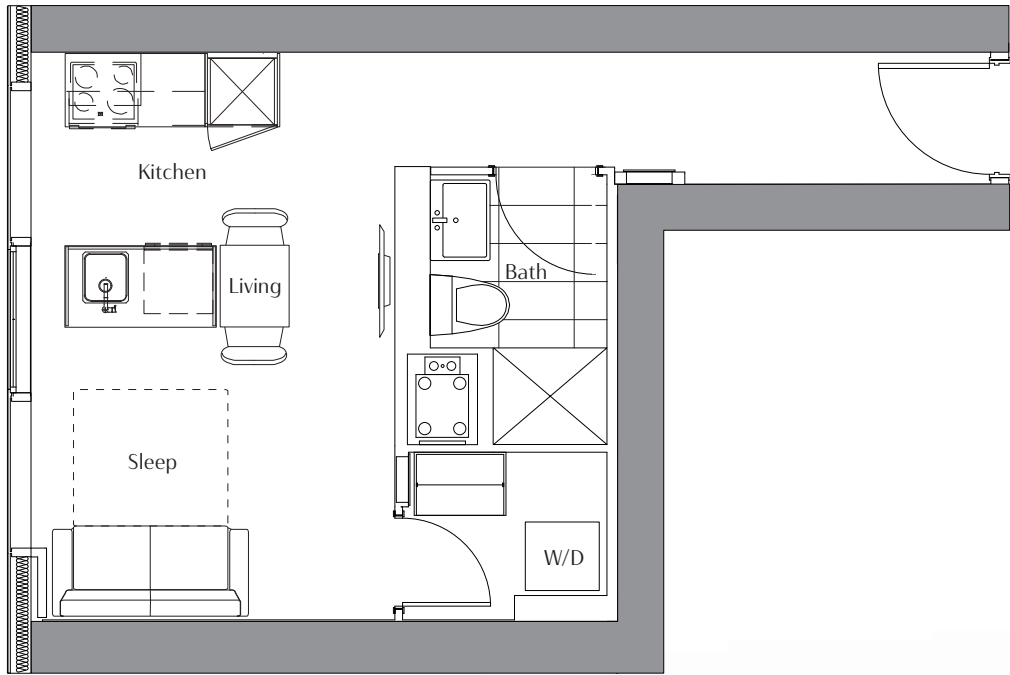
STUDIO
Enclosed: 422 SQ.FT.



ALL DIMENSIONS ARE APPROXIMATE AND SUBJECT TO NORMAL CONSTRUCTION VARIANCES. DIMENSIONS MAY EXCEED THE USEABLE FLOOR AREA. SIZES AND SPECIFICATIONS SUBJECT TO CHANGE WITHOUT NOTICE. FURNITURE IS DISPLAYED FOR ILLUSTRATION PURPOSES ONLY AND DOES NOT NECESSARILY REFLECT THE ELECTRICAL PLAN FOR THE SUITE. SUITES ARE SOLD UNFURNISHED. E. & O. E.

Model:
105

STUDIO
Enclosed: 422 SQ.FT.



ALL DIMENSIONS ARE APPROXIMATE AND SUBJECT TO NORMAL CONSTRUCTION VARIANCES. DIMENSIONS MAY EXCEED THE USEABLE FLOOR AREA. SIZES AND SPECIFICATIONS SUBJECT TO CHANGE WITHOUT NOTICE. FURNITURE IS DISPLAYED FOR ILLUSTRATION PURPOSES ONLY AND DOES NOT NECESSARILY REFLECT THE ELECTRICAL PLAN FOR THE SUITE. SUITES ARE SOLD UNFURNISHED. E. & O. E.

Model:

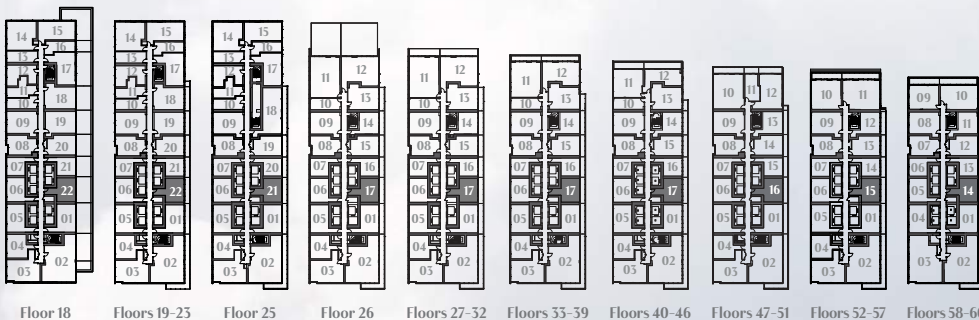
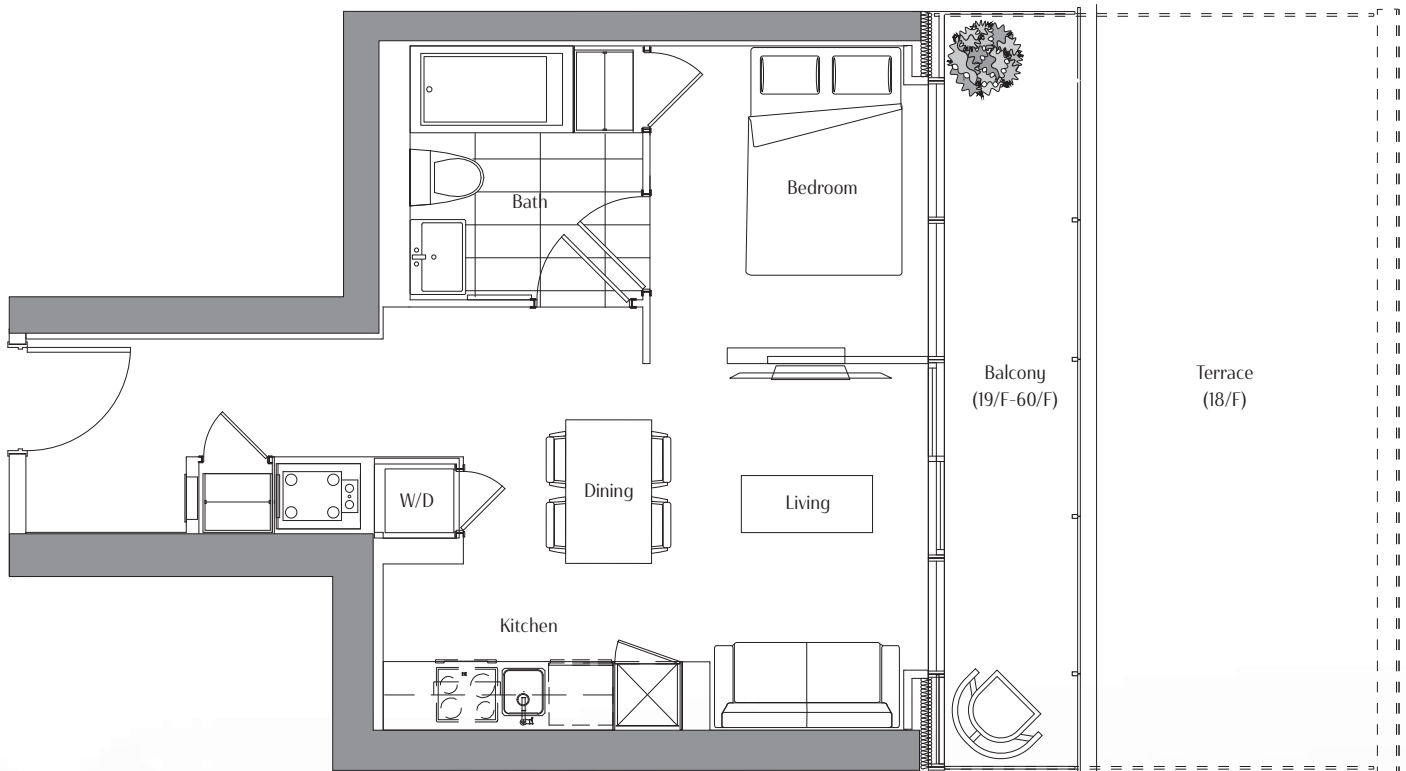
008

JR. ONE BEDROOM

Enclosed: 538 SQ.FT.

Balcony: 96 SQ.FT.
(19/F - 60/F)

Terrace: 327 SQ.FT.(18/F)

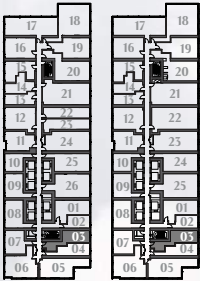


CONCORD
sky

ALL DIMENSIONS ARE APPROXIMATE AND SUBJECT TO NORMAL CONSTRUCTION VARIANCES. DIMENSIONS MAY EXCEED THE USEABLE FLOOR AREA. SIZES AND SPECIFICATIONS SUBJECT TO CHANGE WITHOUT NOTICE. FURNITURE IS DISPLAYED FOR ILLUSTRATION PURPOSES ONLY AND DOES NOT NECESSARILY REFLECT THE ELECTRICAL PLAN FOR THE SUITE. SUITES ARE SOLD UNFURNISHED. E. & O. E.

Model:
106

JR. ONE BEDROOM
Enclosed: 502 SQ.FT.



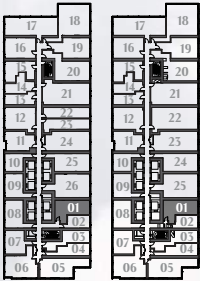
Floors 11-15 Floors 16-17



ALL DIMENSIONS ARE APPROXIMATE AND SUBJECT TO NORMAL CONSTRUCTION VARIANCES. DIMENSIONS MAY EXCEED THE USEABLE FLOOR AREA. SIZES AND SPECIFICATIONS SUBJECT TO CHANGE WITHOUT NOTICE. FURNITURE IS DISPLAYED FOR ILLUSTRATION PURPOSES ONLY AND DOES NOT NECESSARILY REFLECT THE ELECTRICAL PLAN FOR THE SUITE. SUITES ARE SOLD UNFURNISHED. E. & O. E.

Model:
107

JR. ONE BEDROOM + DEN
Enclosed: 585 SQ.FT.



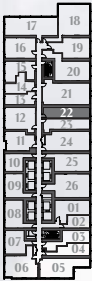
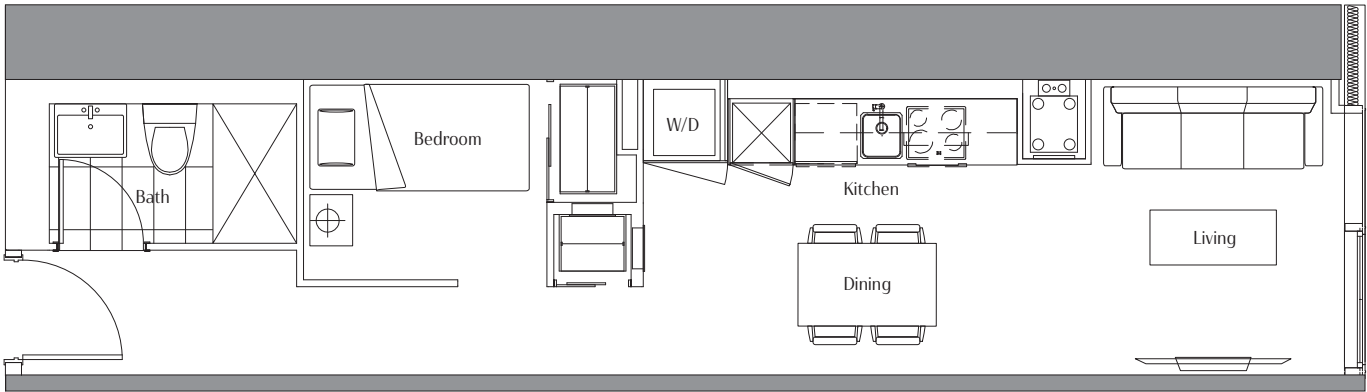
Floors 11-15 Floors 16-17



ALL DIMENSIONS ARE APPROXIMATE AND SUBJECT TO NORMAL CONSTRUCTION VARIANCES. DIMENSIONS MAY EXCEED THE USEABLE FLOOR AREA. SIZES AND SPECIFICATIONS SUBJECT TO CHANGE WITHOUT NOTICE. FURNITURE IS DISPLAYED FOR ILLUSTRATION PURPOSES ONLY AND DOES NOT NECESSARILY REFLECT THE ELECTRICAL PLAN FOR THE SUITE. SUITES ARE SOLD UNFURNISHED. E. & O. E.

Model:
126

JR. ONE BEDROOM
Enclosed: 475 SQ.FT.



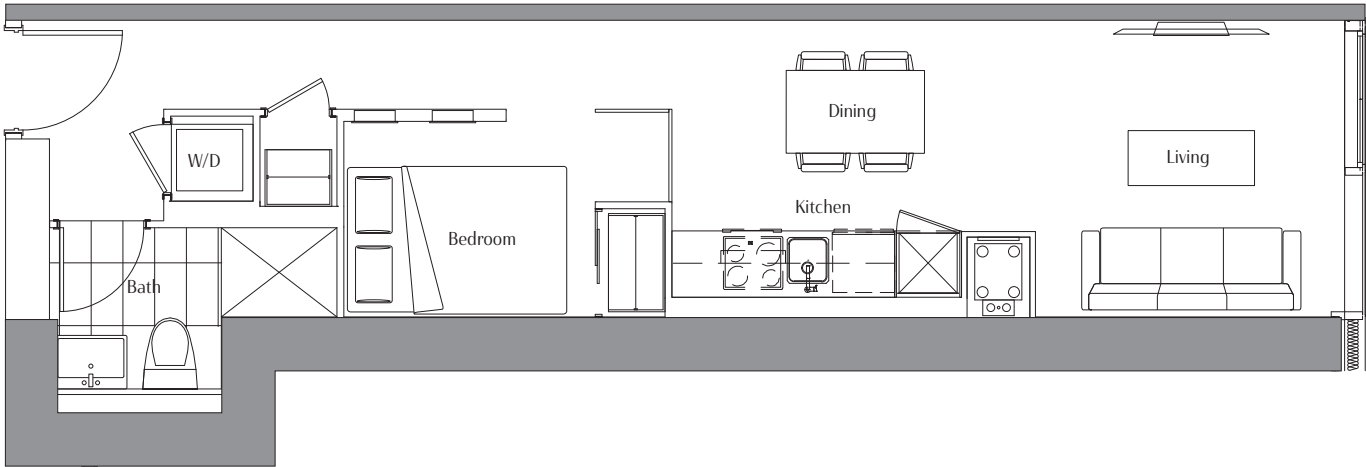
Floors 11-15



ALL DIMENSIONS ARE APPROXIMATE AND SUBJECT TO NORMAL CONSTRUCTION VARIANCES. DIMENSIONS MAY EXCEED THE USEABLE FLOOR AREA. SIZES AND SPECIFICATIONS SUBJECT TO CHANGE WITHOUT NOTICE. FURNITURE IS DISPLAYED FOR ILLUSTRATION PURPOSES ONLY AND DOES NOT NECESSARILY REFLECT THE ELECTRICAL PLAN FOR THE SUITE. SUITES ARE SOLD UNFURNISHED. E. & O. E.

Model:
127

JR. ONE BEDROOM
Enclosed: 485 SQ.FT.



Floors 11-15



ALL DIMENSIONS ARE APPROXIMATE AND SUBJECT TO NORMAL CONSTRUCTION VARIANCES. DIMENSIONS MAY EXCEED THE USEABLE FLOOR AREA. SIZES AND SPECIFICATIONS SUBJECT TO CHANGE WITHOUT NOTICE. FURNITURE IS DISPLAYED FOR ILLUSTRATION PURPOSES ONLY AND DOES NOT NECESSARILY REFLECT THE ELECTRICAL PLAN FOR THE SUITE. SUITES ARE SOLD UNFURNISHED. E. & O. E.

Model:
009

ONE BEDROOM
Enclosed: 489 SQ.FT.



CONCORD
sky

ALL DIMENSIONS ARE APPROXIMATE AND SUBJECT TO NORMAL CONSTRUCTION VARIANCES. DIMENSIONS MAY EXCEED THE USEABLE FLOOR AREA. SIZES AND SPECIFICATIONS SUBJECT TO CHANGE WITHOUT NOTICE. FURNITURE IS DISPLAYED FOR ILLUSTRATION PURPOSES ONLY AND DOES NOT NECESSARILY REFLECT THE ELECTRICAL PLAN FOR THE SUITE. SUITES ARE SOLD UNFURNISHED. E. & O. E.

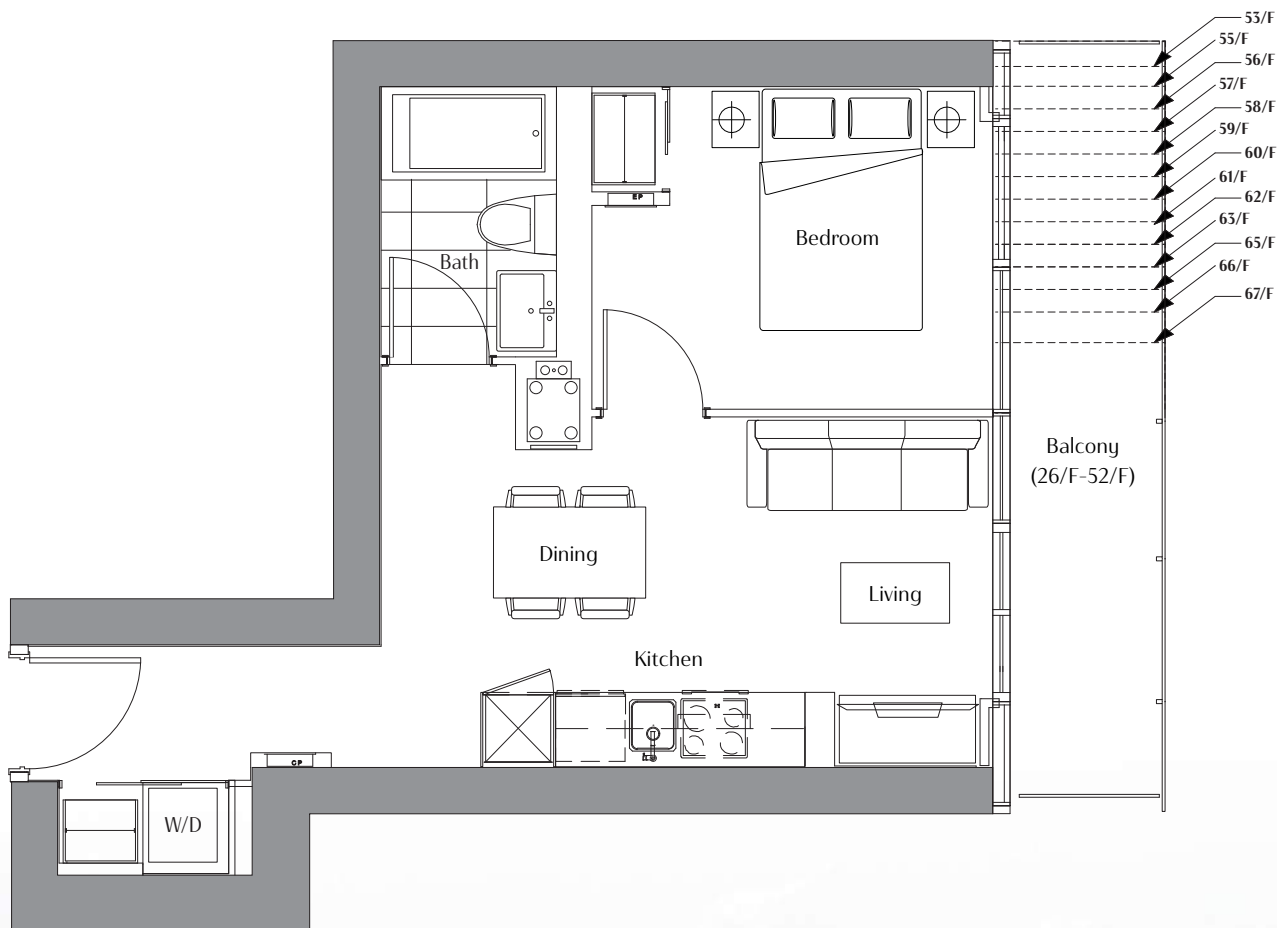
Model: 010

ONE BEDROOM

Enclosed: 491 SQ.FT.

Balcony: 89 SQ.FT.
(26/F -52/F)

42-87 SQ.FT.
(67/F -53/F)



Floor 26



Floors 27-32



Floors 33-39



Floors 40-46



Floors 47-51



Floors 52-57



Floors 58-60



Floors 61-62



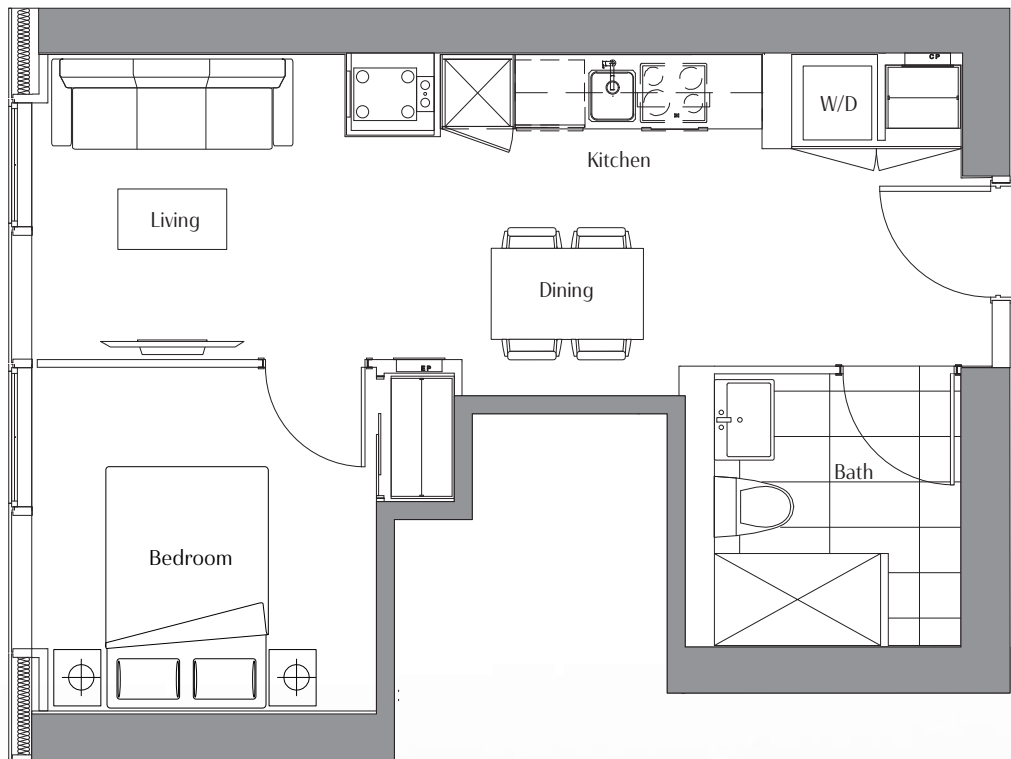
Floors 63-67

CONCORD
sky

ALL DIMENSIONS ARE APPROXIMATE AND SUBJECT TO NORMAL CONSTRUCTION VARIANCES. DIMENSIONS MAY EXCEED THE USEABLE FLOOR AREA. SIZES AND SPECIFICATIONS SUBJECT TO CHANGE WITHOUT NOTICE. FURNITURE IS DISPLAYED FOR ILLUSTRATION PURPOSES ONLY AND DOES NOT NECESSARILY REFLECT THE ELECTRICAL PLAN FOR THE SUITE. SUITES ARE SOLD UNFURNISHED. E. & O. E.

Model:
011

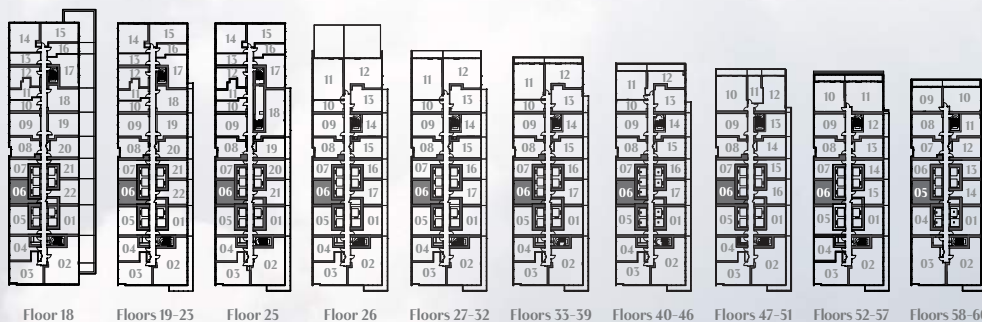
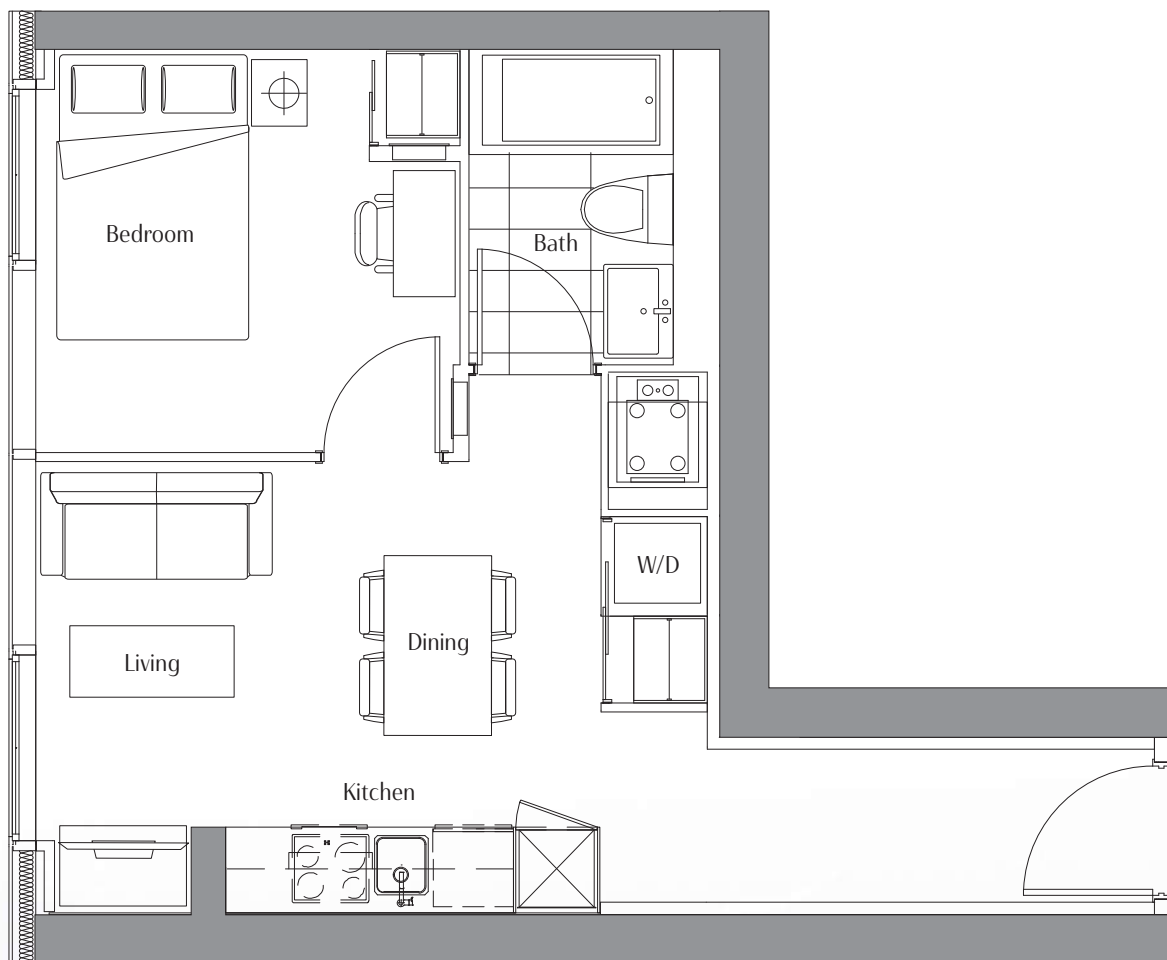
ONE BEDROOM
Enclosed: 500 SQ.FT.



ALL DIMENSIONS ARE APPROXIMATE AND SUBJECT TO NORMAL CONSTRUCTION VARIANCES. DIMENSIONS MAY EXCEED THE USEABLE FLOOR AREA. SIZES AND SPECIFICATIONS SUBJECT TO CHANGE WITHOUT NOTICE. FURNITURE IS DISPLAYED FOR ILLUSTRATION PURPOSES ONLY AND DOES NOT NECESSARILY REFLECT THE ELECTRICAL PLAN FOR THE SUITE. SUITES ARE SOLD UNFURNISHED. E. & O. E.

Model:
012

ONE BEDROOM
Enclosed: 535 SQ.FT.



ALL DIMENSIONS ARE APPROXIMATE AND SUBJECT TO NORMAL CONSTRUCTION VARIANCES. DIMENSIONS MAY EXCEED THE USEABLE FLOOR AREA. SIZES AND SPECIFICATIONS SUBJECT TO CHANGE WITHOUT NOTICE. FURNITURE IS DISPLAYED FOR ILLUSTRATION PURPOSES ONLY AND DOES NOT NECESSARILY REFLECT THE ELECTRICAL PLAN FOR THE SUITE. SUITES ARE SOLD UNFURNISHED. E. & O. E.

CONCORD
sky

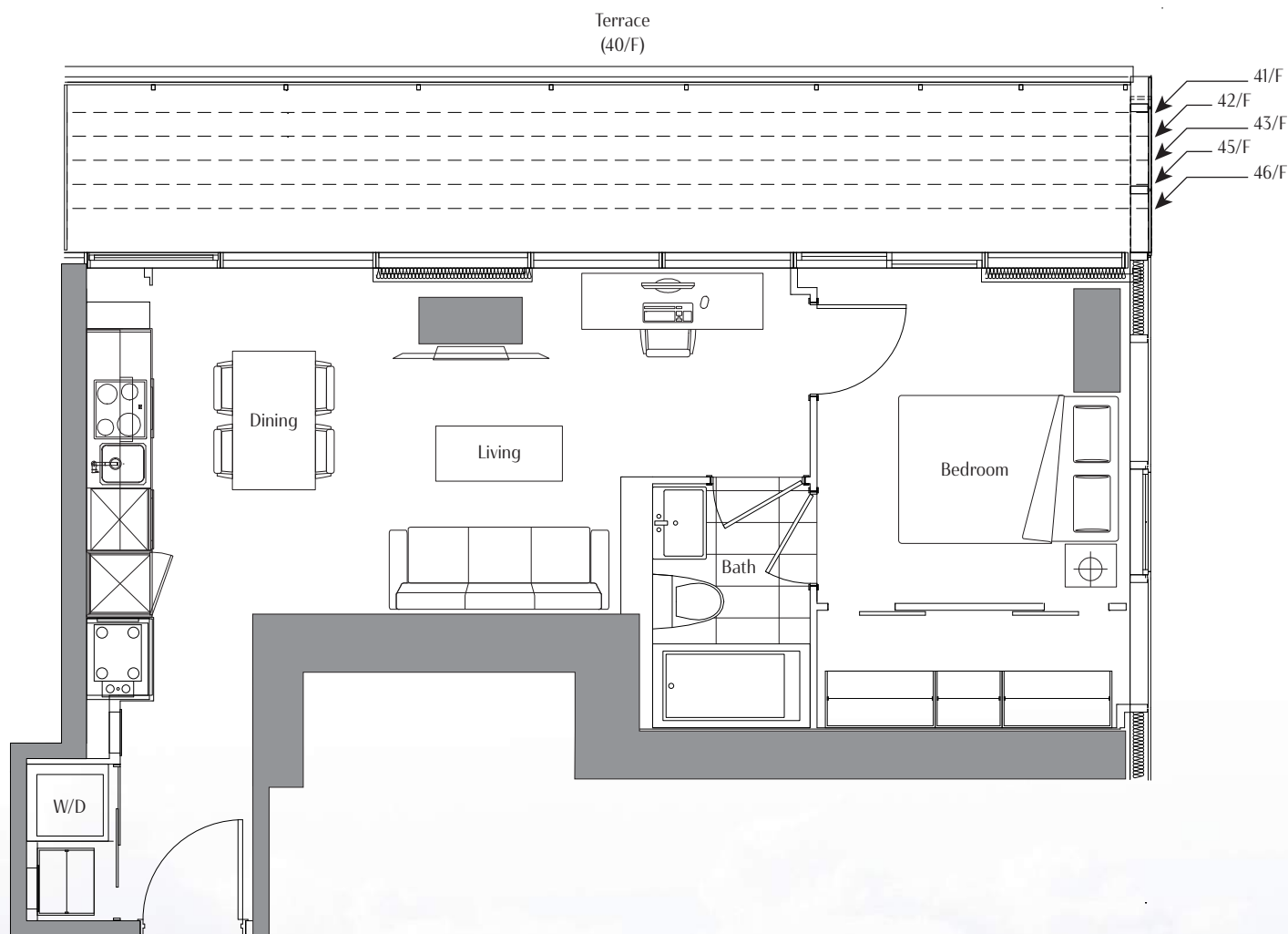


Model:
013

ONE BEDROOM

Enclosed: 565 SQ.FT.
Balcony: 56-172 SQ.FT.
(46/F - 41/F)

Terrace: 201 SQ.FT. (40/F)



Floors 40-46



CONCORD
sky

ALL DIMENSIONS ARE APPROXIMATE AND SUBJECT TO NORMAL CONSTRUCTION VARIANCES. DIMENSIONS MAY EXCEED THE USEABLE FLOOR AREA. SIZES AND SPECIFICATIONS SUBJECT TO CHANGE WITHOUT NOTICE. FURNITURE IS DISPLAYED FOR ILLUSTRATION PURPOSES ONLY AND DOES NOT NECESSARILY REFLECT THE ELECTRICAL PLAN FOR THE SUITE. SUITES ARE SOLD UNFURNISHED. E. & O. E.

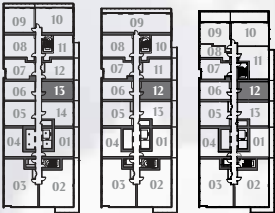
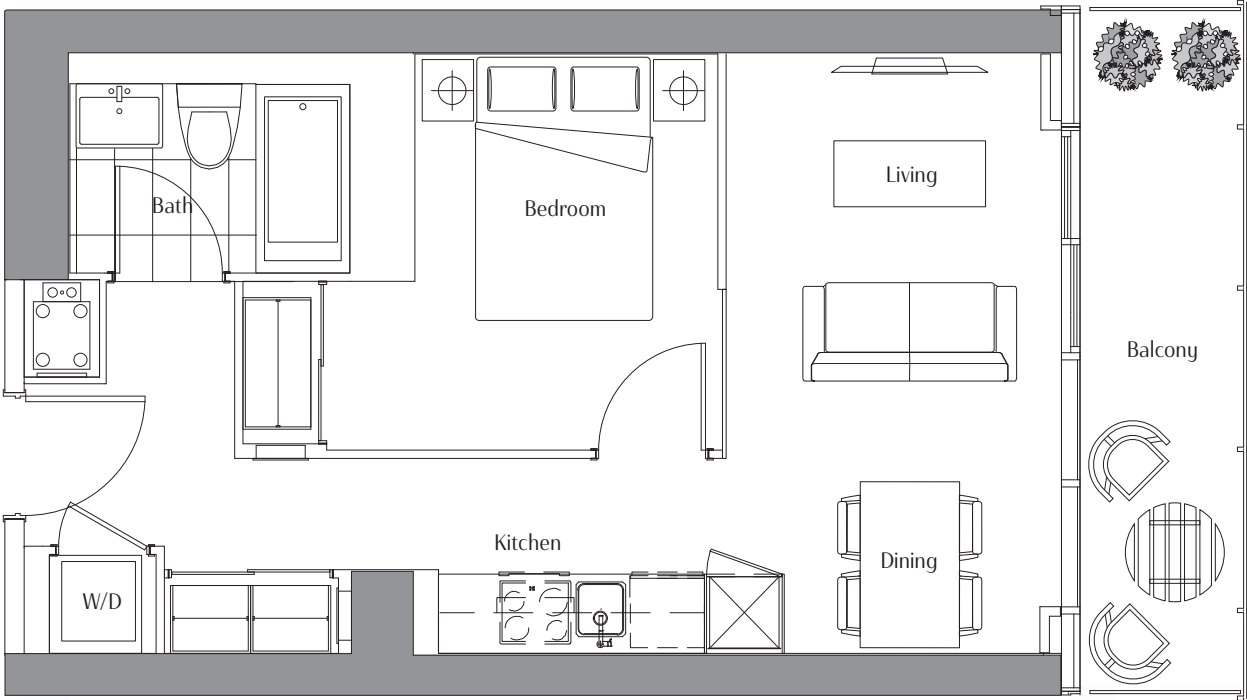
Model:

041

ONE BEDROOM

Enclosed: 525 SQ.FT.

Balcony: 75 SQ.FT.



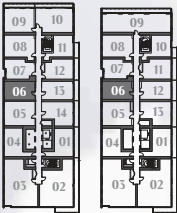
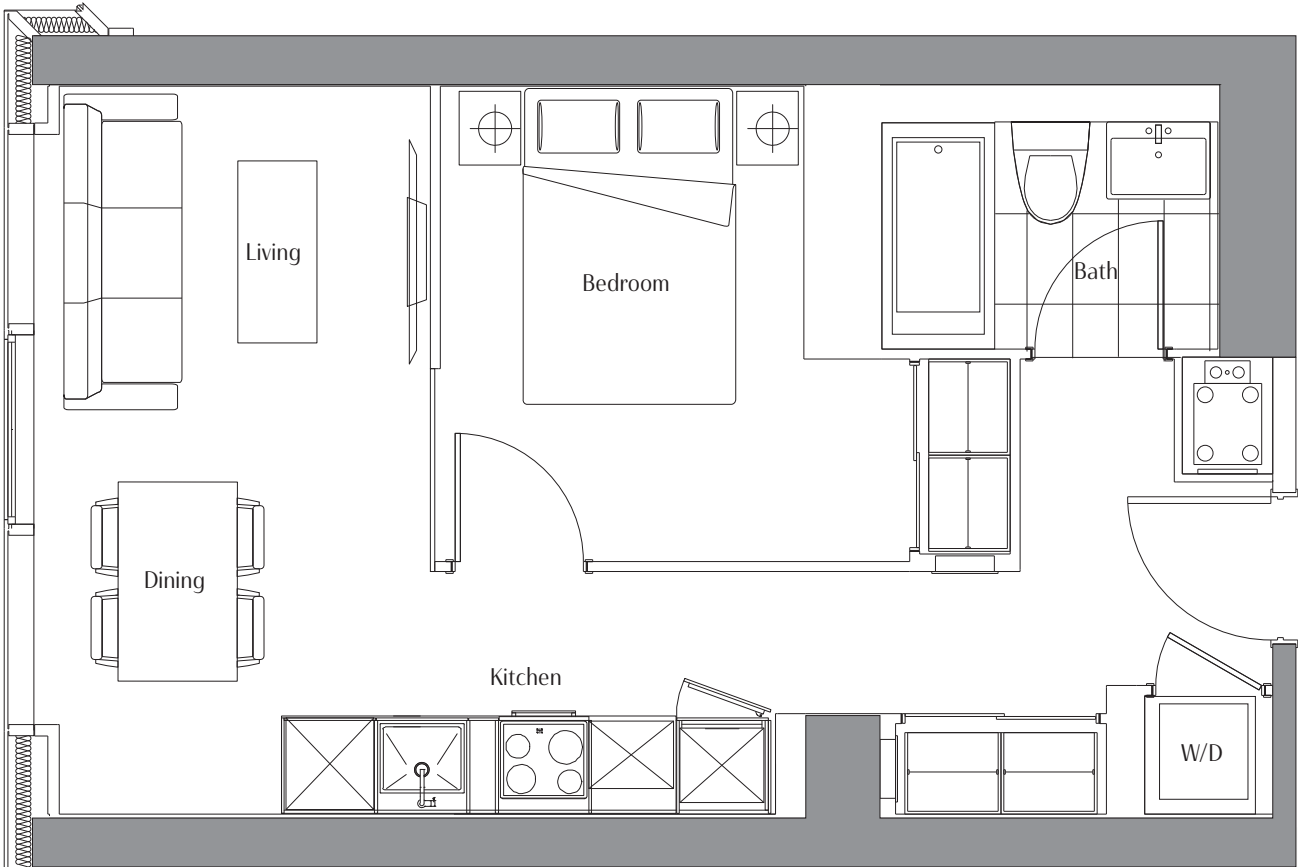
Floors 61-62 Floors 63-67 Floors 69-77



ALL DIMENSIONS ARE APPROXIMATE AND SUBJECT TO NORMAL CONSTRUCTION VARIANCES. DIMENSIONS MAY EXCEED THE USEABLE FLOOR AREA. SIZES AND SPECIFICATIONS SUBJECT TO CHANGE WITHOUT NOTICE. FURNITURE IS DISPLAYED FOR ILLUSTRATION PURPOSES ONLY AND DOES NOT NECESSARILY REFLECT THE ELECTRICAL PLAN FOR THE SUITE. SUITES ARE SOLD UNFURNISHED. E. & O. E.

Model:
043

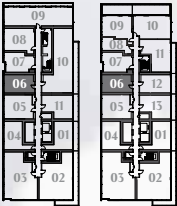
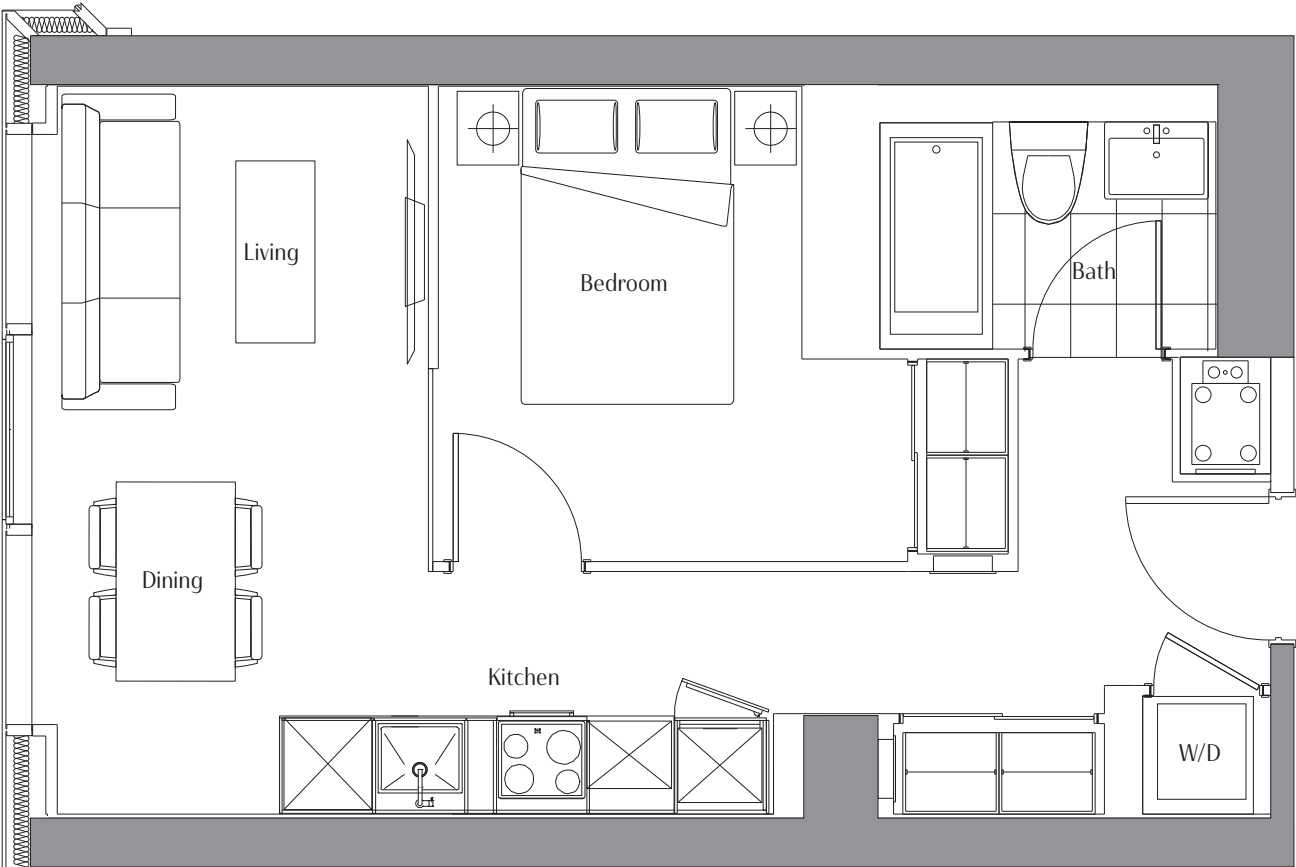
ONE BEDROOM
Enclosed: 520 SQ.FT.



ALL DIMENSIONS ARE APPROXIMATE AND SUBJECT TO NORMAL CONSTRUCTION VARIANCES. DIMENSIONS MAY EXCEED THE USEABLE FLOOR AREA. SIZES AND SPECIFICATIONS SUBJECT TO CHANGE WITHOUT NOTICE. FURNITURE IS DISPLAYED FOR ILLUSTRATION PURPOSES ONLY AND DOES NOT NECESSARILY REFLECT THE ELECTRICAL PLAN FOR THE SUITE. SUITES ARE SOLD UNFURNISHED. E. & O. E.

Model:
043

ONE BEDROOM
Enclosed: 520 SQ.FT.



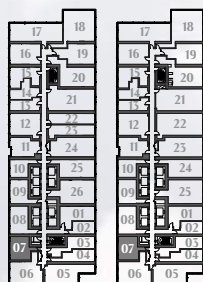
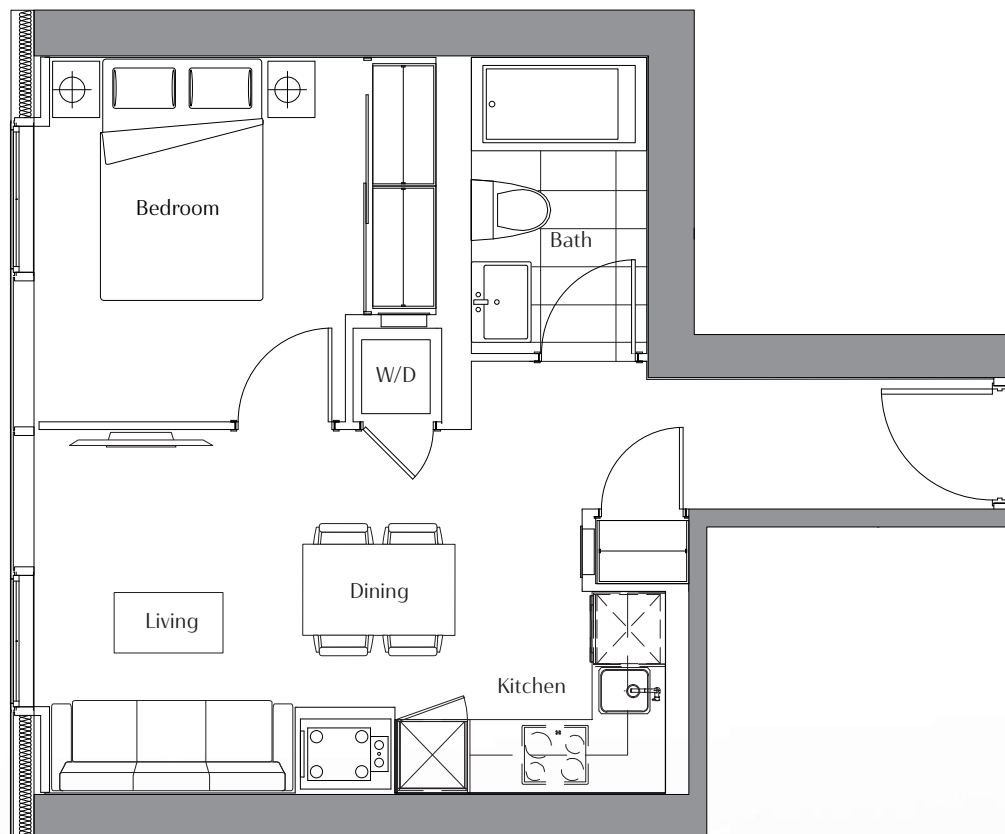
Floors 68 Floors 69-77



ALL DIMENSIONS ARE APPROXIMATE AND SUBJECT TO NORMAL CONSTRUCTION VARIANCES. DIMENSIONS MAY EXCEED THE USEABLE FLOOR AREA. SIZES AND SPECIFICATIONS SUBJECT TO CHANGE WITHOUT NOTICE. FURNITURE IS DISPLAYED FOR ILLUSTRATION PURPOSES ONLY AND DOES NOT NECESSARILY REFLECT THE ELECTRICAL PLAN FOR THE SUITE. SUITES ARE SOLD UNFURNISHED. E. & O. E.

Model:
108

ONE BEDROOM
Enclosed: 489 SQ.FT.

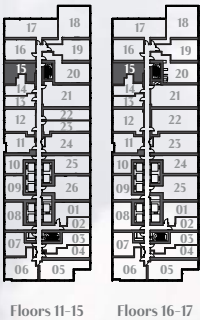
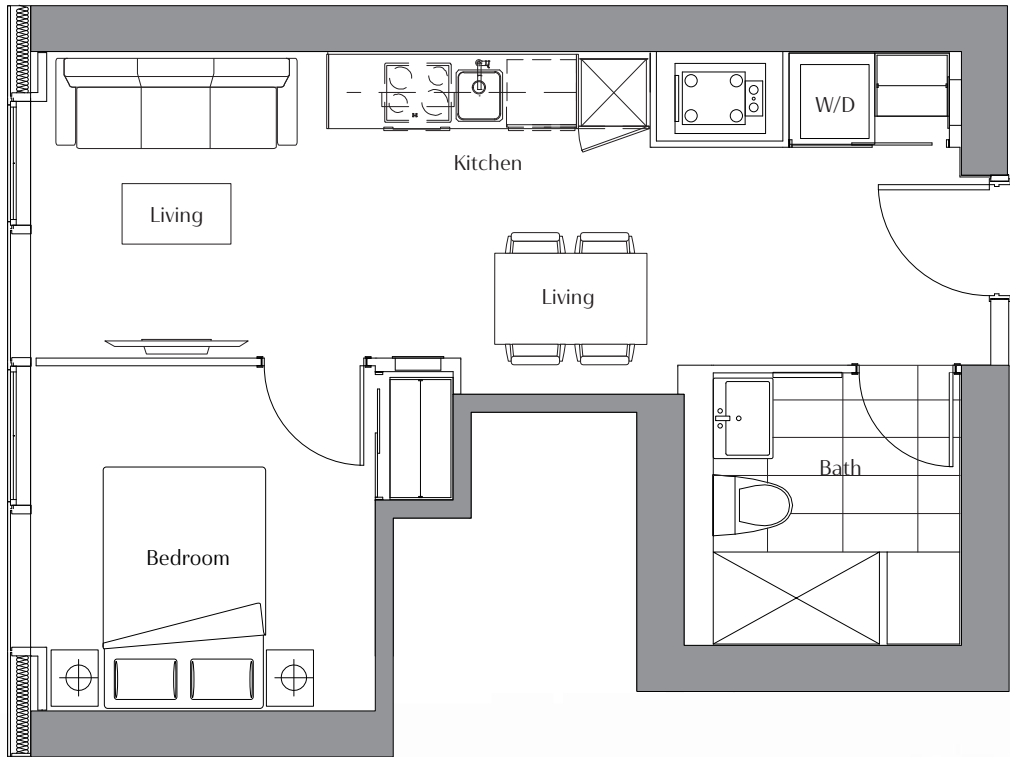


CONCORD
sky

ALL DIMENSIONS ARE APPROXIMATE AND SUBJECT TO NORMAL CONSTRUCTION VARIANCES. DIMENSIONS MAY EXCEED THE USEABLE FLOOR AREA. SIZES AND SPECIFICATIONS SUBJECT TO CHANGE WITHOUT NOTICE. FURNITURE IS DISPLAYED FOR ILLUSTRATION PURPOSES ONLY AND DOES NOT NECESSARILY REFLECT THE ELECTRICAL PLAN FOR THE SUITE. SUITES ARE SOLD UNFURNISHED. E. & O. E.

Model:
109

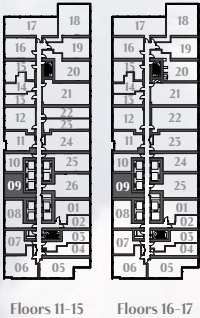
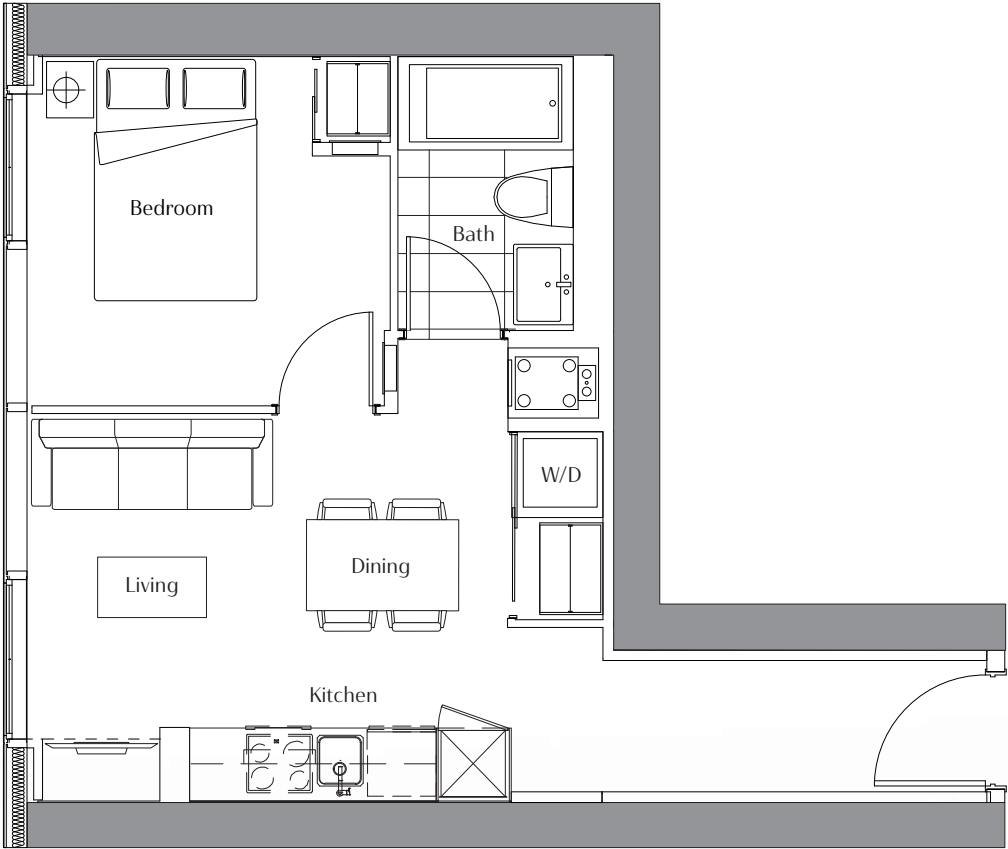
ONE BEDROOM
Enclosed: 506 SQ.FT.



ALL DIMENSIONS ARE APPROXIMATE AND SUBJECT TO NORMAL CONSTRUCTION VARIANCES. DIMENSIONS MAY EXCEED THE USEABLE FLOOR AREA. SIZES AND SPECIFICATIONS SUBJECT TO CHANGE WITHOUT NOTICE. FURNITURE IS DISPLAYED FOR ILLUSTRATION PURPOSES ONLY AND DOES NOT NECESSARILY REFLECT THE ELECTRICAL PLAN FOR THE SUITE. SUITES ARE SOLD UNFURNISHED. E. & O. E.

Model:
110

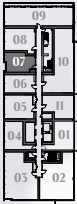
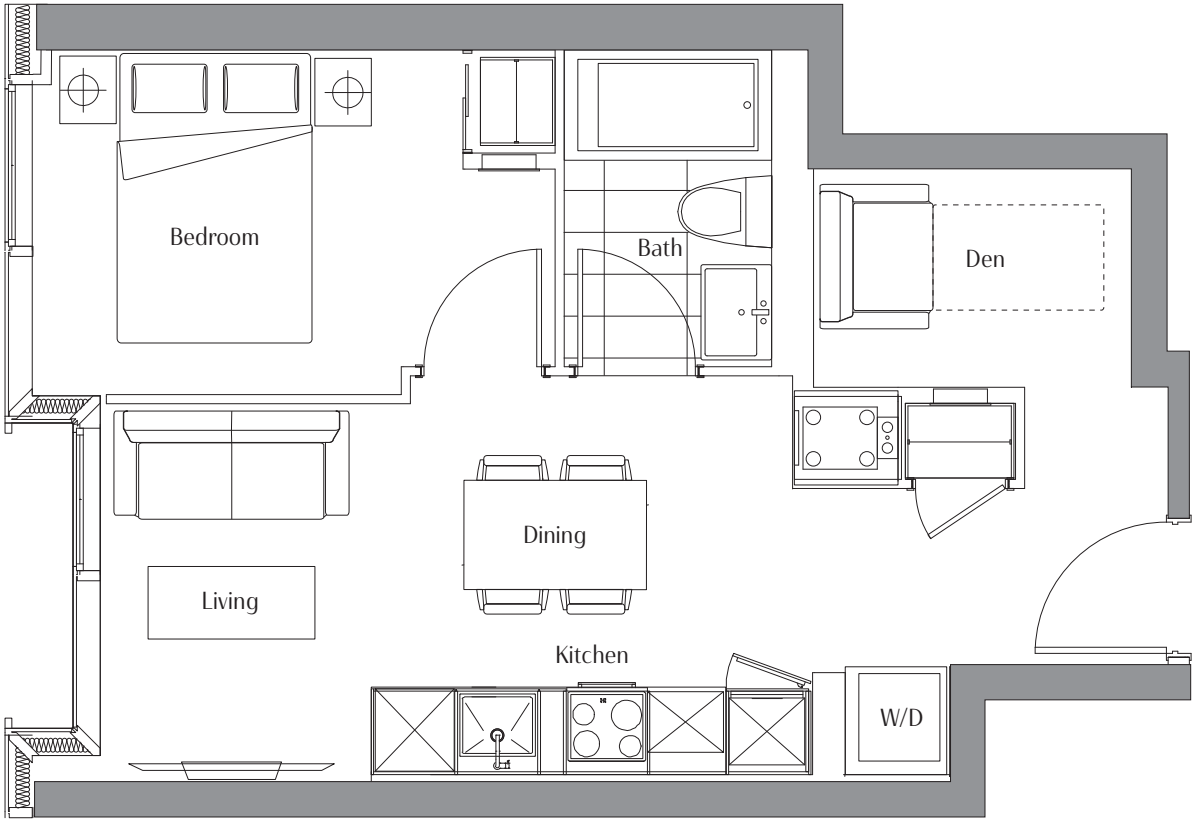
ONE BEDROOM
Enclosed: 545 SQ.FT.



ALL DIMENSIONS ARE APPROXIMATE AND SUBJECT TO NORMAL CONSTRUCTION VARIANCES. DIMENSIONS MAY EXCEED THE USEABLE FLOOR AREA. SIZES AND SPECIFICATIONS SUBJECT TO CHANGE WITHOUT NOTICE. FURNITURE IS DISPLAYED FOR ILLUSTRATION PURPOSES ONLY AND DOES NOT NECESSARILY REFLECT THE ELECTRICAL PLAN FOR THE SUITE. SUITES ARE SOLD UNFURNISHED. E. & O. E.

Model:
014

ONE BEDROOM + DEN
Enclosed: 510 SQ.FT.



Floors 68



Floors 69-77



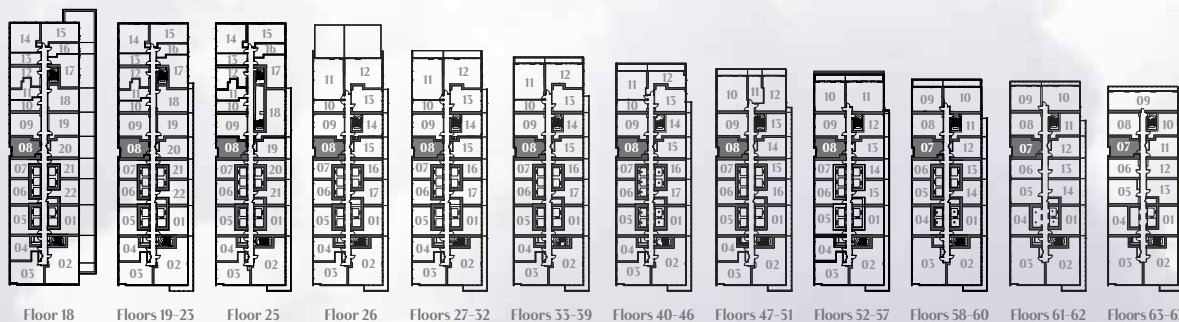
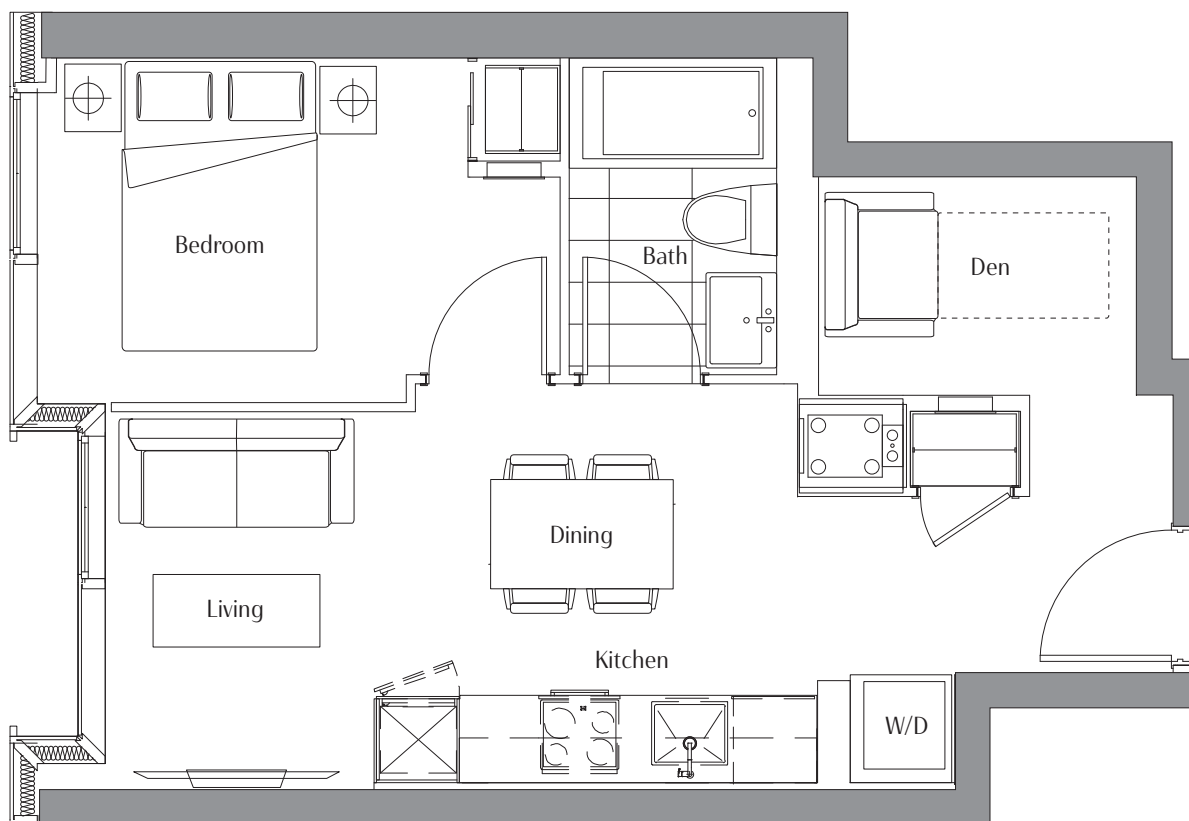
ALL DIMENSIONS ARE APPROXIMATE AND SUBJECT TO NORMAL CONSTRUCTION VARIANCES. DIMENSIONS MAY EXCEED THE USEABLE FLOOR AREA. SIZES AND SPECIFICATIONS SUBJECT TO CHANGE WITHOUT NOTICE. FURNITURE IS DISPLAYED FOR ILLUSTRATION PURPOSES ONLY AND DOES NOT NECESSARILY REFLECT THE ELECTRICAL PLAN FOR THE SUITE. SUITES ARE SOLD UNFURNISHED. E. & O. E.

Model:

014

ONE BEDROOM + DEN

Enclosed: 510 SQ.FT.



CONCORD
sky

ALL DIMENSIONS ARE APPROXIMATE AND SUBJECT TO NORMAL CONSTRUCTION VARIANCES. DIMENSIONS MAY EXCEED THE USEABLE FLOOR AREA. SIZES AND SPECIFICATIONS SUBJECT TO CHANGE WITHOUT NOTICE. FURNITURE IS DISPLAYED FOR ILLUSTRATION PURPOSES ONLY AND DOES NOT NECESSARILY REFLECT THE ELECTRICAL PLAN FOR THE SUITE. SUITES ARE SOLD UNFURNISHED. E. & O. E.

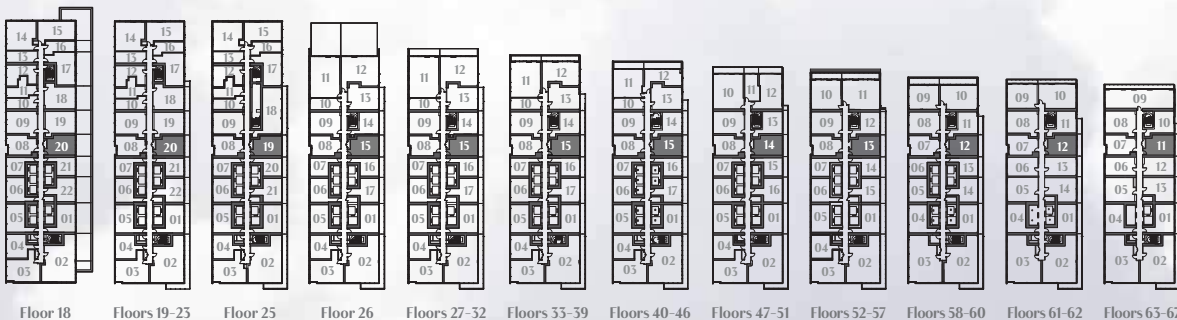
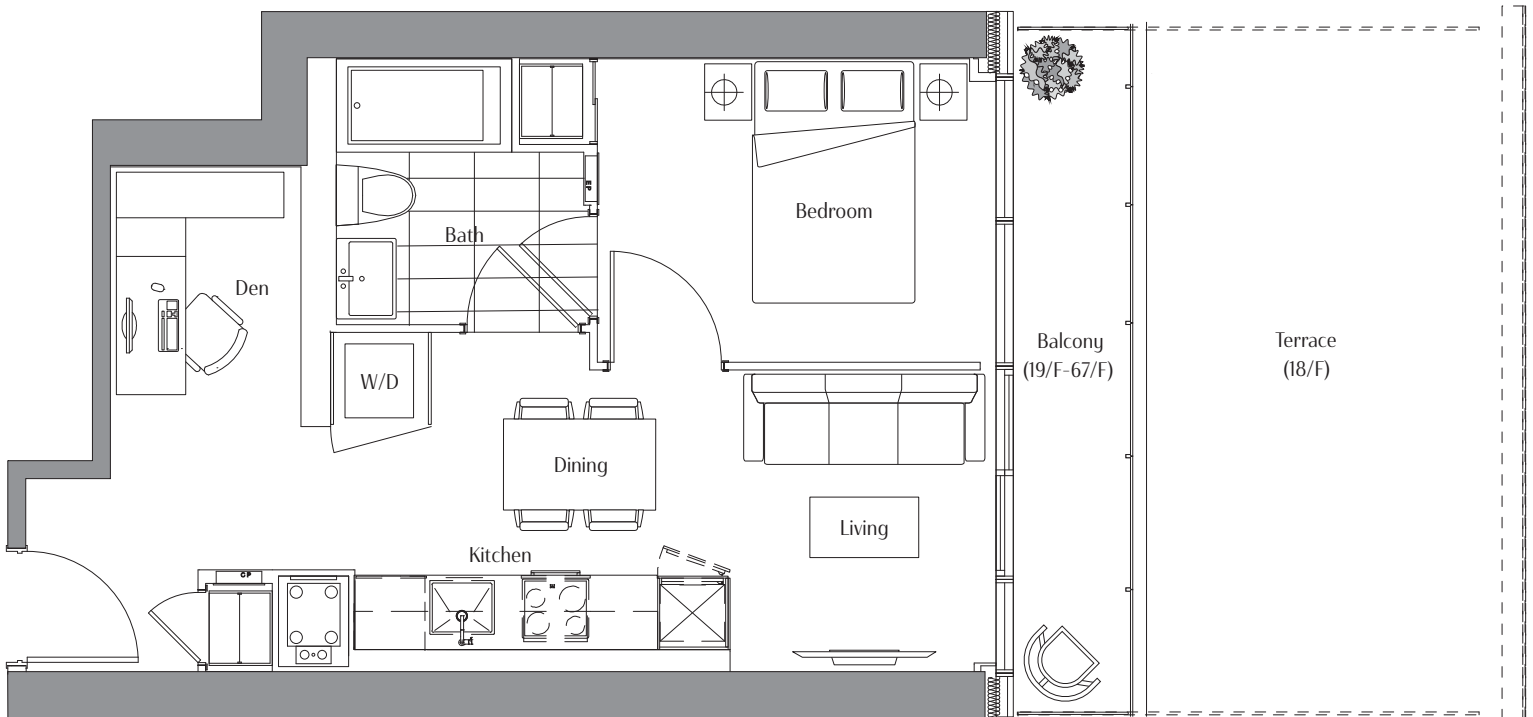
Model:
015

ONE BEDROOM + DEN

Enclosed: 520 SQ.FT.

Balcony: 81 SQ.FT.
(19/F - 67/F)

Terrace: 275 SQ.FT.(18/F)

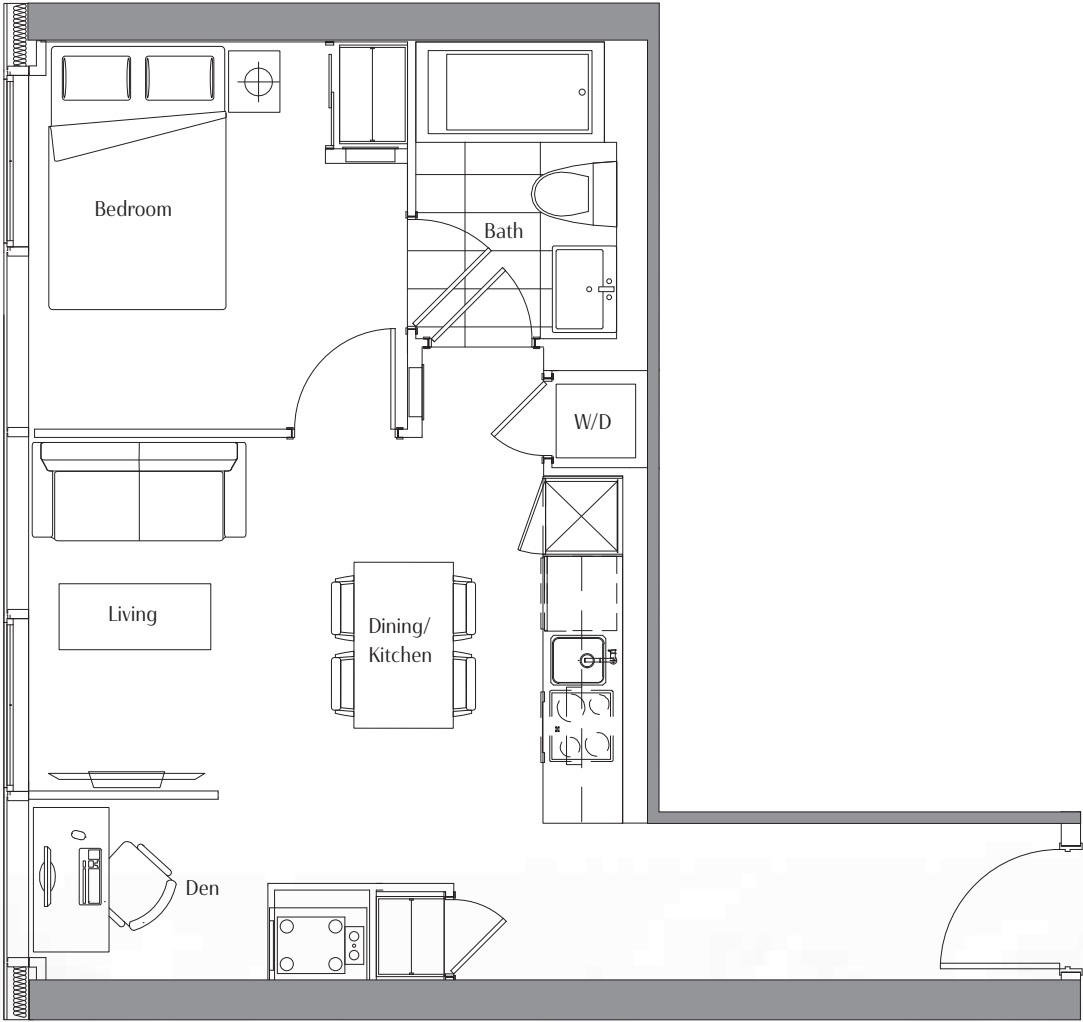


CONCORD
sky

ALL DIMENSIONS ARE APPROXIMATE AND SUBJECT TO NORMAL CONSTRUCTION VARIANCES. DIMENSIONS MAY EXCEED THE USEABLE FLOOR AREA. SIZES AND SPECIFICATIONS SUBJECT TO CHANGE WITHOUT NOTICE. FURNITURE IS DISPLAYED FOR ILLUSTRATION PURPOSES ONLY AND DOES NOT NECESSARILY REFLECT THE ELECTRICAL PLAN FOR THE SUITE. SUITES ARE SOLD UNFURNISHED. E. & O. E.

Model:
016

ONE BEDROOM + DEN
Enclosed: 612 SQ.FT.



CONCORD
sky



ALL DIMENSIONS ARE APPROXIMATE AND SUBJECT TO NORMAL CONSTRUCTION VARIANCES. DIMENSIONS MAY EXCEED THE USEABLE FLOOR AREA. SIZES AND SPECIFICATIONS SUBJECT TO CHANGE WITHOUT NOTICE. FURNITURE IS DISPLAYED FOR ILLUSTRATION PURPOSES ONLY AND DOES NOT NECESSARILY REFLECT THE ELECTRICAL PLAN FOR THE SUITE. SUITES ARE SOLD UNFURNISHED. E. & O. E.

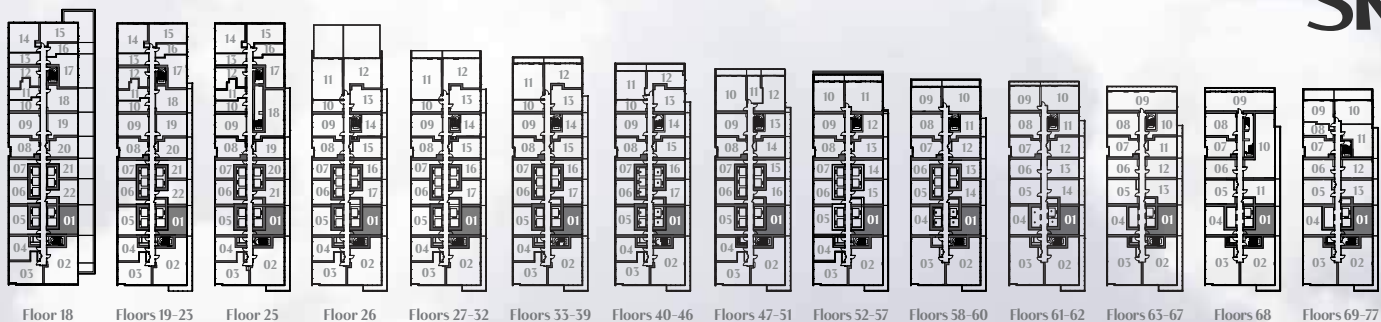
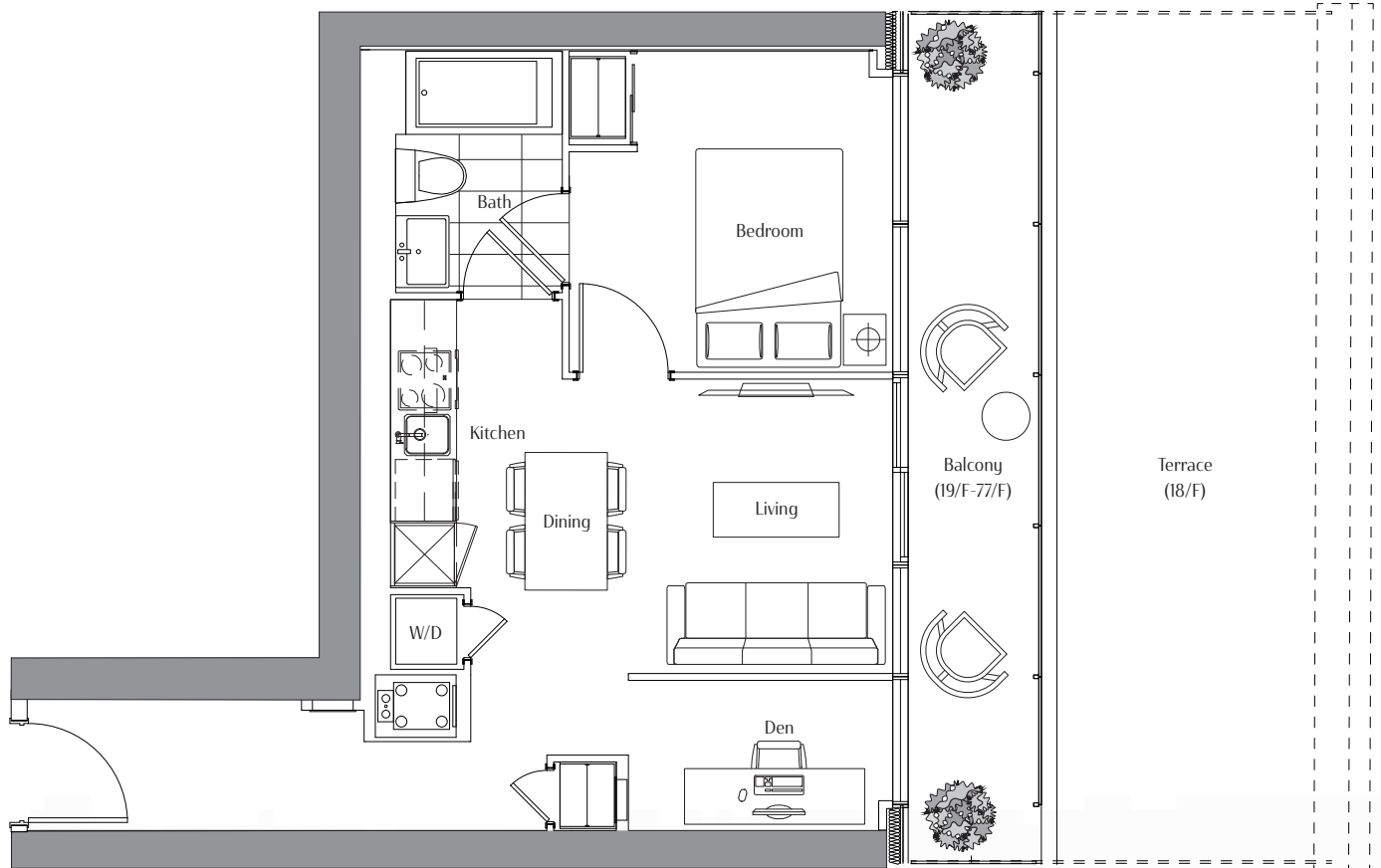
Model:
017

ONE BEDROOM + DEN

Enclosed: 620 SQ.FT.

Balcony: 113 SQ.FT.
(19/F - 77/F)

Terrace: 383 SQ.FT.

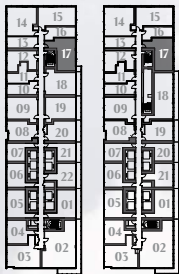


CONCORD
sky

ALL DIMENSIONS ARE APPROXIMATE AND SUBJECT TO NORMAL CONSTRUCTION VARIANCES. DIMENSIONS MAY EXCEED THE USEABLE FLOOR AREA. SIZES AND SPECIFICATIONS SUBJECT TO CHANGE WITHOUT NOTICE. FURNITURE IS DISPLAYED FOR ILLUSTRATION PURPOSES ONLY AND DOES NOT NECESSARILY REFLECT THE ELECTRICAL PLAN FOR THE SUITE. SUITES ARE SOLD UNFURNISHED. E. & O. E.

Model:
018

ONE BEDROOM + DEN
Enclosed: 665 SQ.FT.



Floors 19-23 Floor 25



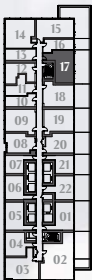
ALL DIMENSIONS ARE APPROXIMATE AND SUBJECT TO NORMAL CONSTRUCTION VARIANCES. DIMENSIONS MAY EXCEED THE USEABLE FLOOR AREA. SIZES AND SPECIFICATIONS SUBJECT TO CHANGE WITHOUT NOTICE. FURNITURE IS DISPLAYED FOR ILLUSTRATION PURPOSES ONLY AND DOES NOT NECESSARILY REFLECT THE ELECTRICAL PLAN FOR THE SUITE. SUITES ARE SOLD UNFURNISHED. E. & O. E.

Model:
018

ONE BEDROOM + DEN

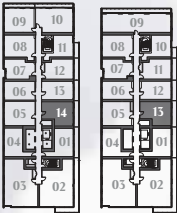
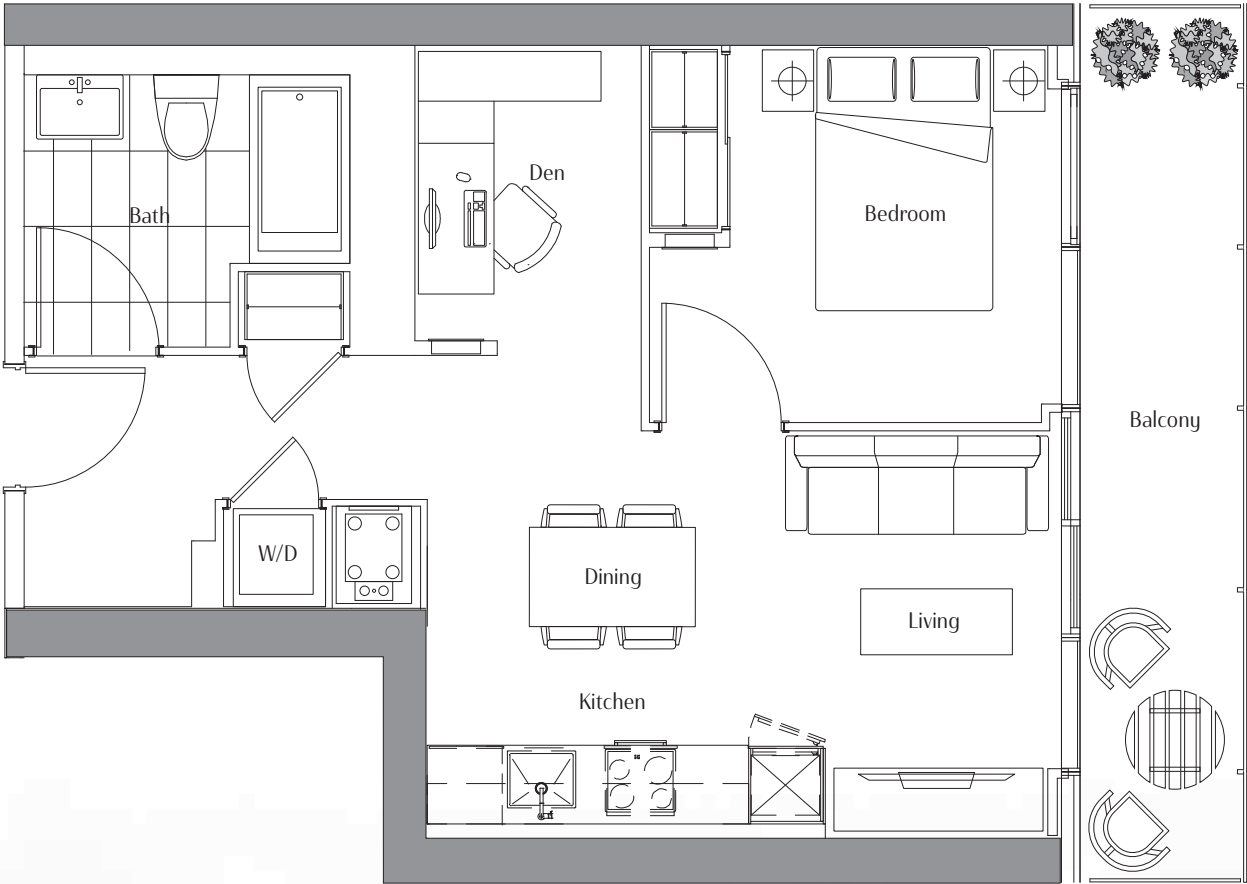
Enclosed: 665 SQ.FT.

Terrace: 427 SQ.FT.



Model:
042

ONE BEDROOM + DEN
Enclosed: 615 SQ.FT.
Balcony: 96 SQ.FT.



ALL DIMENSIONS ARE APPROXIMATE AND SUBJECT TO NORMAL CONSTRUCTION VARIANCES. DIMENSIONS MAY EXCEED THE USEABLE FLOOR AREA. SIZES AND SPECIFICATIONS SUBJECT TO CHANGE WITHOUT NOTICE. FURNITURE IS DISPLAYED FOR ILLUSTRATION PURPOSES ONLY AND DOES NOT NECESSARILY REFLECT THE ELECTRICAL PLAN FOR THE SUITE. SUITES ARE SOLD UNFURNISHED. E. & O. E.

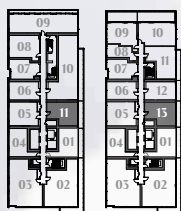
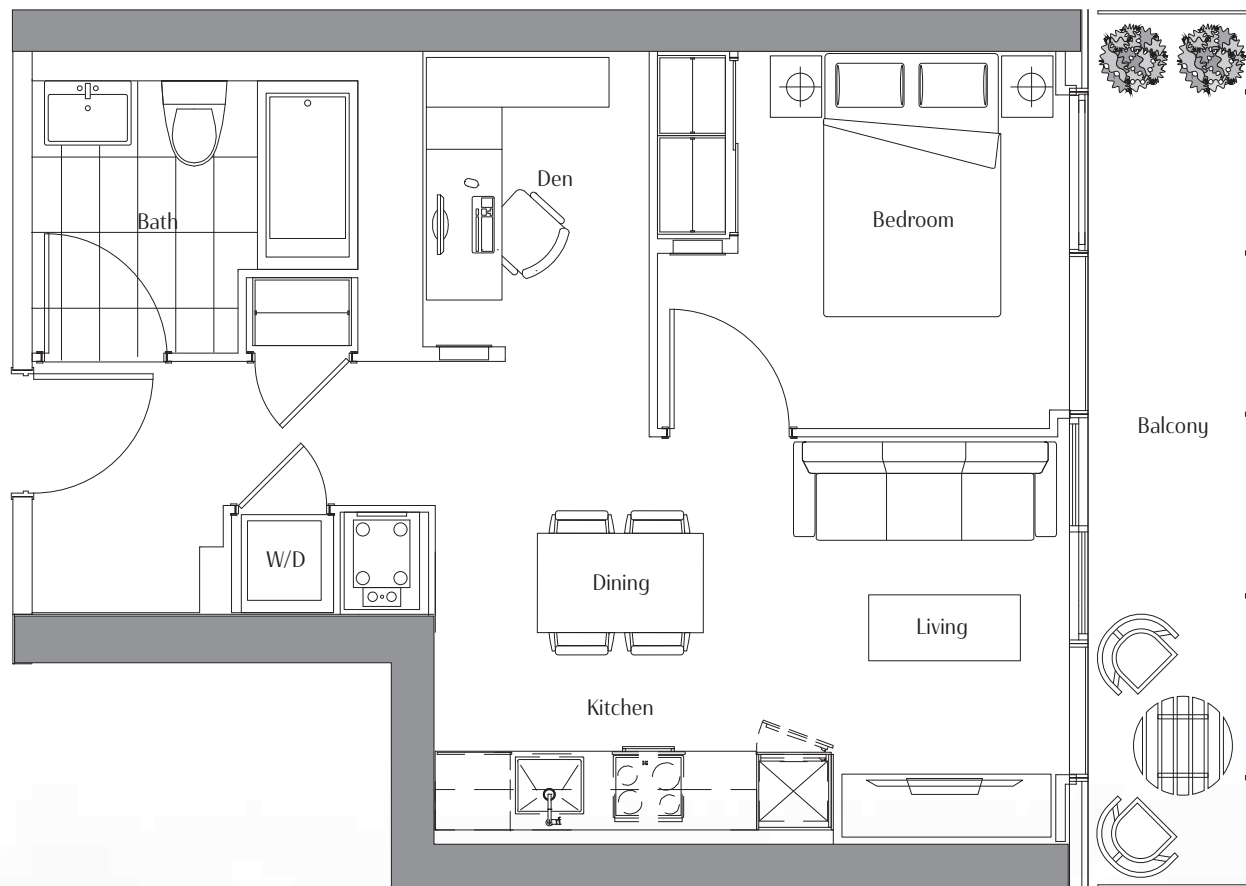
Model:

042

ONE BEDROOM + DEN

Enclosed: 615 SQ.FT.

Balcony: 96 SQ.FT.



Floors 68

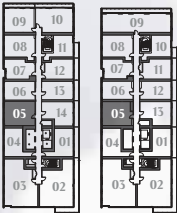
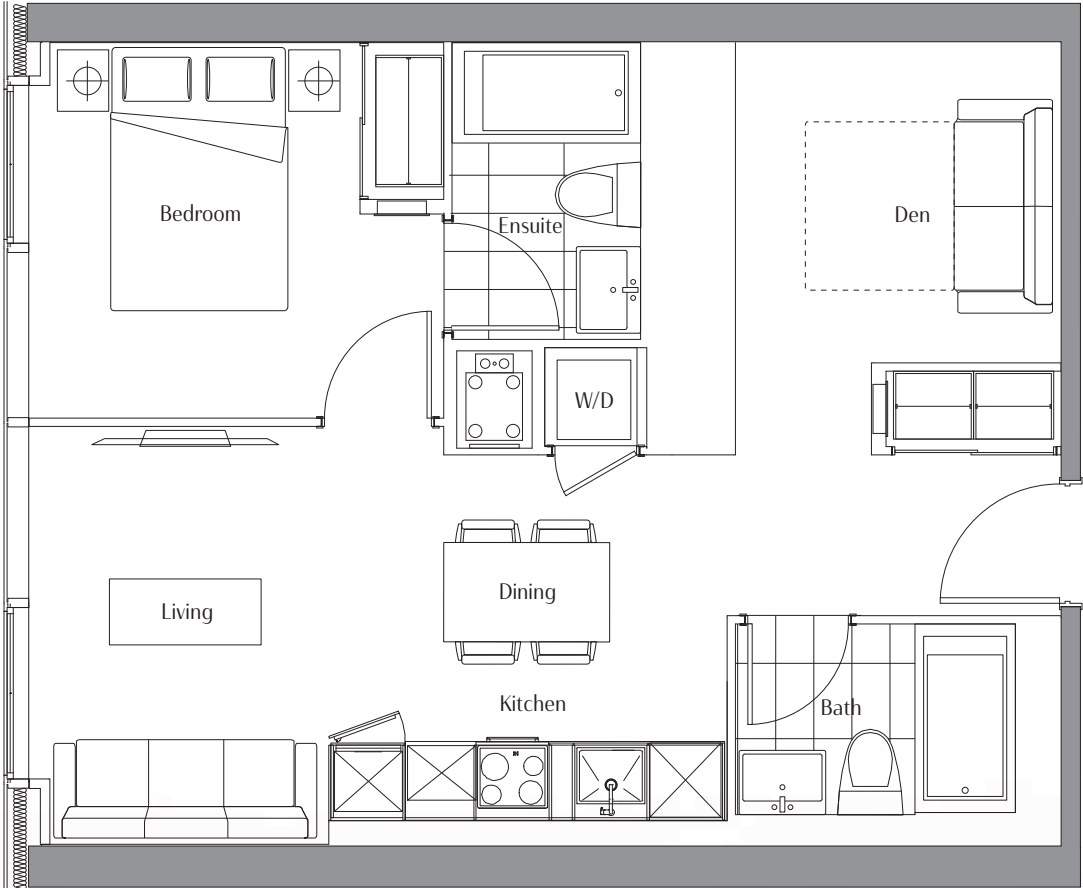
Floors 69-77

ALL DIMENSIONS ARE APPROXIMATE AND SUBJECT TO NORMAL CONSTRUCTION VARIANCES. DIMENSIONS MAY EXCEED THE USEABLE FLOOR AREA. SIZES AND SPECIFICATIONS SUBJECT TO CHANGE WITHOUT NOTICE. FURNITURE IS DISPLAYED FOR ILLUSTRATION PURPOSES ONLY AND DOES NOT NECESSARILY REFLECT THE ELECTRICAL PLAN FOR THE SUITE. SUITES ARE SOLD UNFURNISHED. E. & O. E.

CONCORD
sky

Model:
044

ONE BEDROOM+ DEN
Enclosed: 690 SQ.FT.



Floors 61-62 Floors 63-67



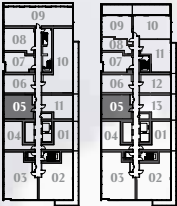
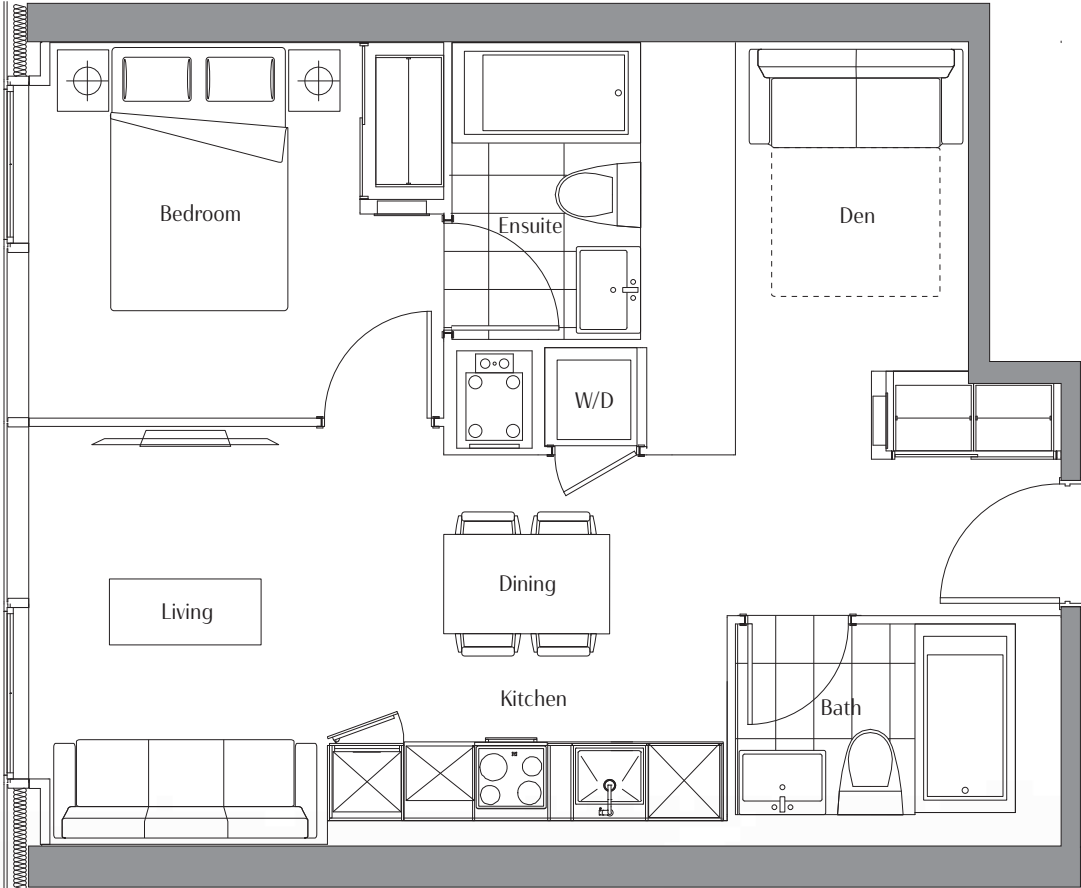
CONCORD
sky

ALL DIMENSIONS ARE APPROXIMATE AND SUBJECT TO NORMAL CONSTRUCTION VARIANCES. DIMENSIONS MAY EXCEED THE USEABLE FLOOR AREA. SIZES AND SPECIFICATIONS SUBJECT TO CHANGE WITHOUT NOTICE. FURNITURE IS DISPLAYED FOR ILLUSTRATION PURPOSES ONLY AND DOES NOT NECESSARILY REFLECT THE ELECTRICAL PLAN FOR THE SUITE. SUITES ARE SOLD UNFURNISHED. E. & O. E.

Model:

044A

ONE BEDROOM+ DEN
Enclosed: 665 SQ.FT.



Floors 68

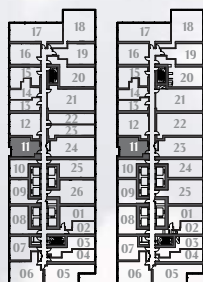
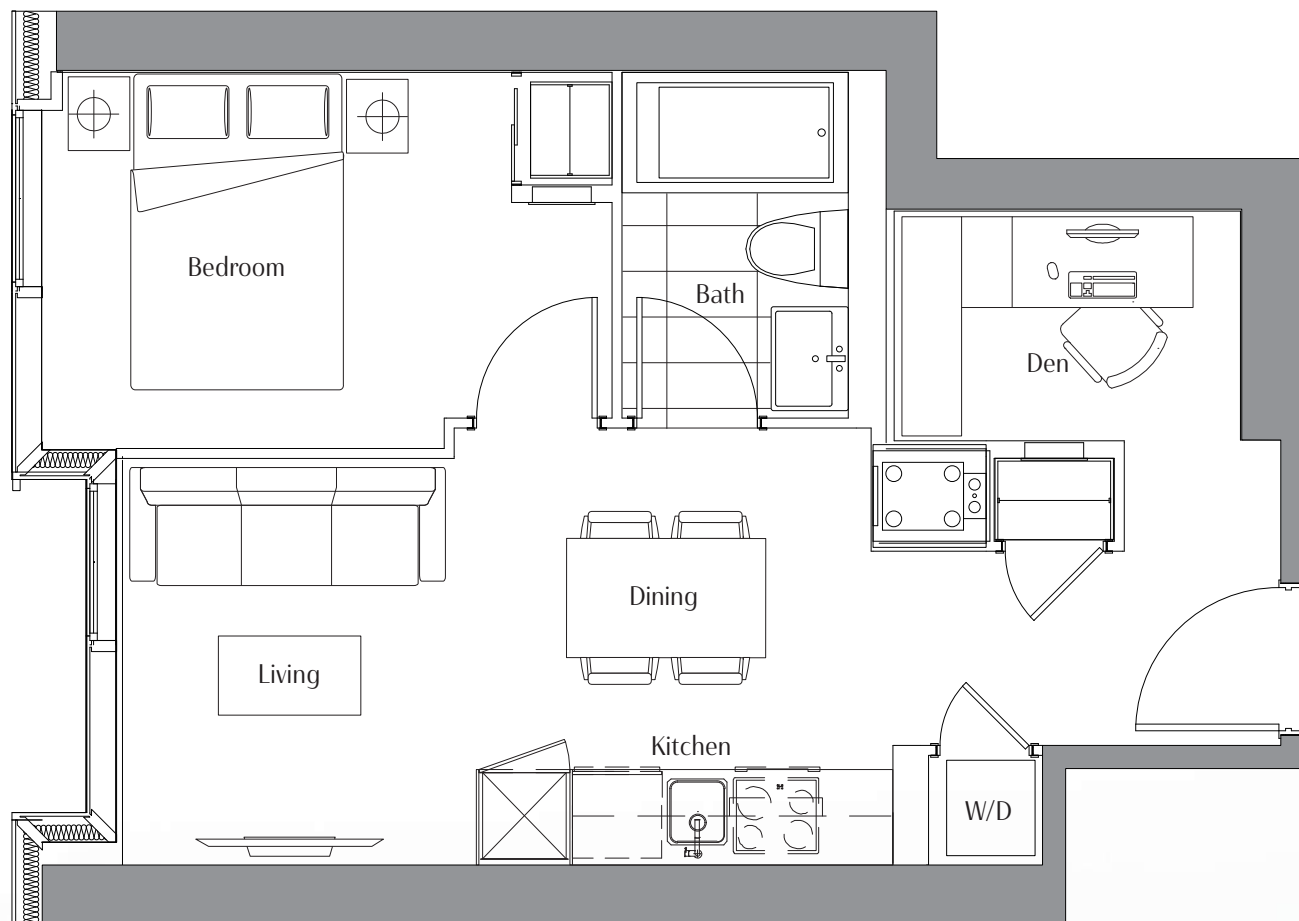
Floors 69-77

CONCORD
sky

ALL DIMENSIONS ARE APPROXIMATE AND SUBJECT TO NORMAL CONSTRUCTION VARIANCES. DIMENSIONS MAY EXCEED THE USEABLE FLOOR AREA. SIZES AND SPECIFICATIONS SUBJECT TO CHANGE WITHOUT NOTICE. FURNITURE IS DISPLAYED FOR ILLUSTRATION PURPOSES ONLY AND DOES NOT NECESSARILY REFLECT THE ELECTRICAL PLAN FOR THE SUITE. SUITES ARE SOLD UNFURNISHED. E. & O. E.

Model:
111

ONE BEDROOM+DEN
Enclosed: 509 SQ.FT.



Floors 11-15 Floors 16-17

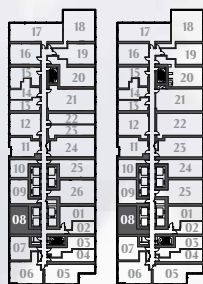
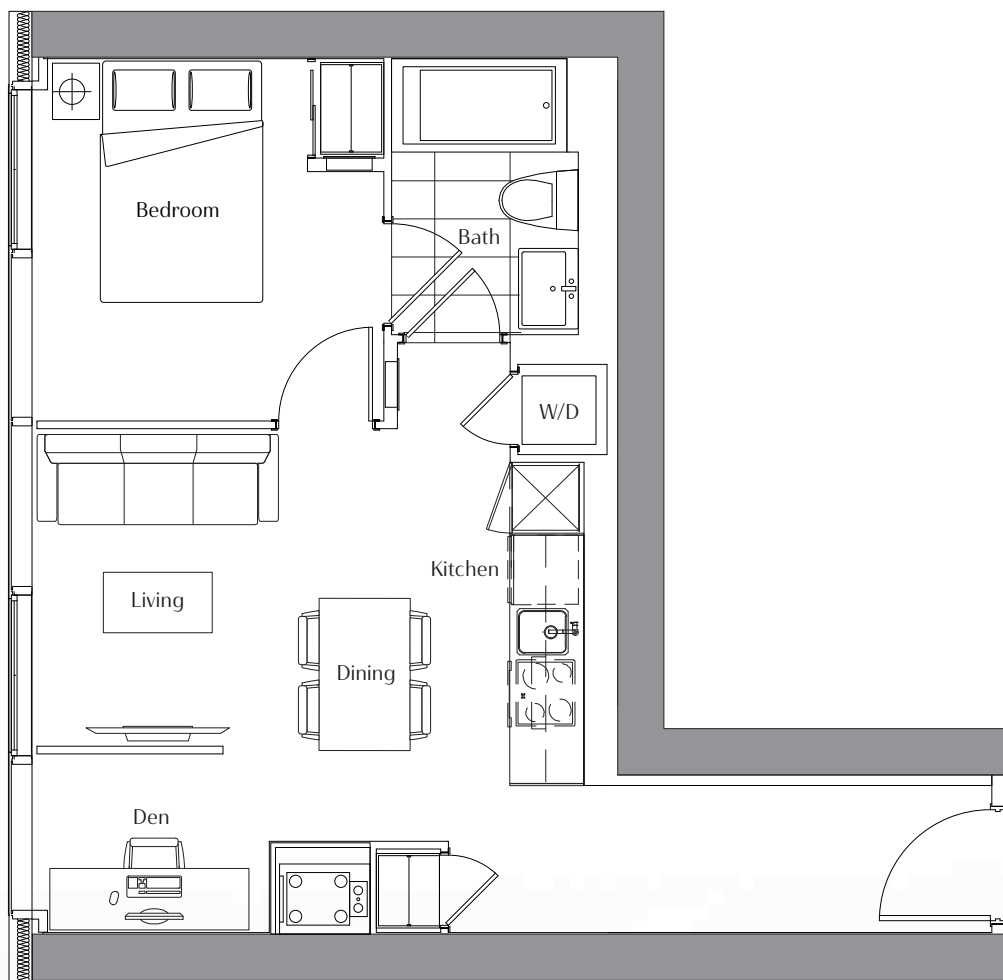


CONCORD
sky

ALL DIMENSIONS ARE APPROXIMATE AND SUBJECT TO NORMAL CONSTRUCTION VARIANCES. DIMENSIONS MAY EXCEED THE USEABLE FLOOR AREA. SIZES AND SPECIFICATIONS SUBJECT TO CHANGE WITHOUT NOTICE. FURNITURE IS DISPLAYED FOR ILLUSTRATION PURPOSES ONLY AND DOES NOT NECESSARILY REFLECT THE ELECTRICAL PLAN FOR THE SUITE. SUITES ARE SOLD UNFURNISHED. E. & O. E.

Model:
112

ONE BEDROOM + DEN
Enclosed: 609 SQ.FT.



Floors 11-15

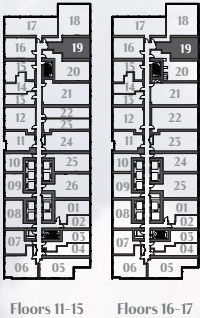
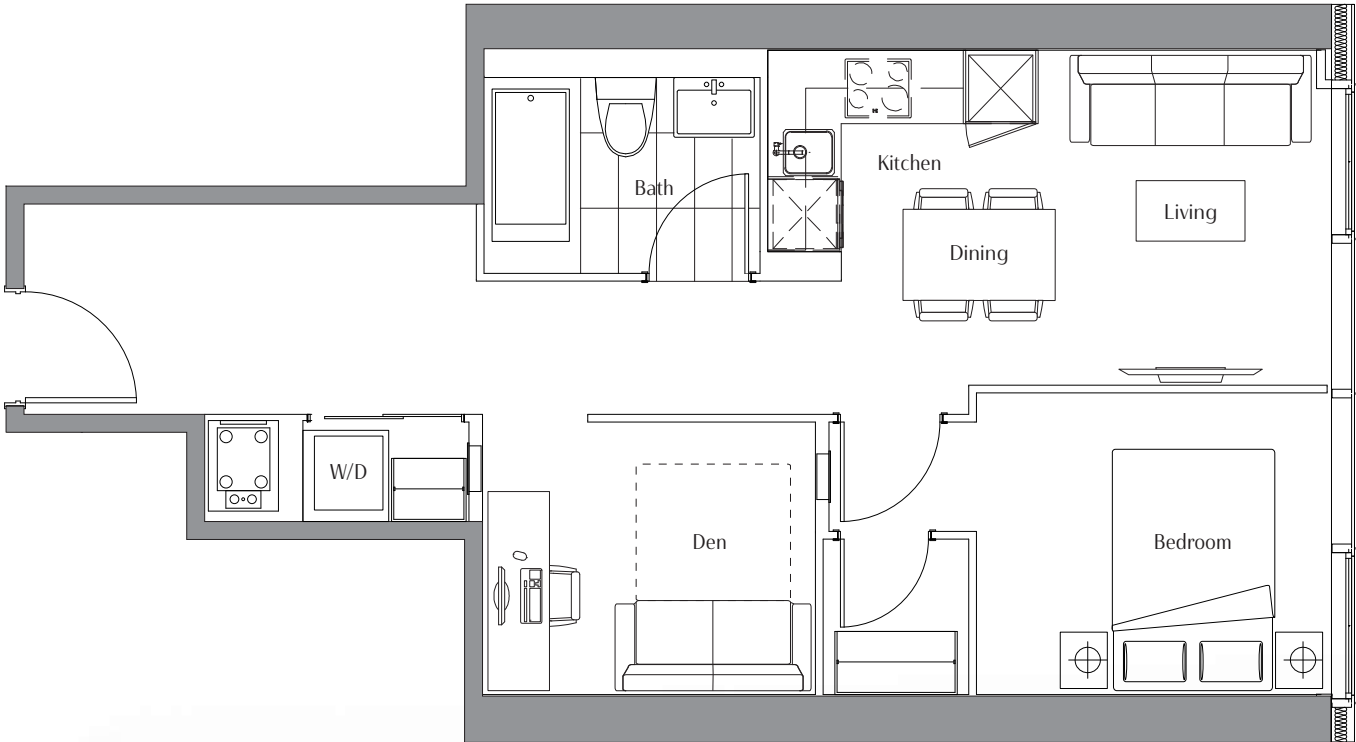
Floors 16-17

ALL DIMENSIONS ARE APPROXIMATE AND SUBJECT TO NORMAL CONSTRUCTION VARIANCES. DIMENSIONS MAY EXCEED THE USEABLE FLOOR AREA. SIZES AND SPECIFICATIONS SUBJECT TO CHANGE WITHOUT NOTICE. FURNITURE IS DISPLAYED FOR ILLUSTRATION PURPOSES ONLY AND DOES NOT NECESSARILY REFLECT THE ELECTRICAL PLAN FOR THE SUITE. SUITES ARE SOLD UNFURNISHED. E. & O. E.

CONCORD
sky

Model:
113

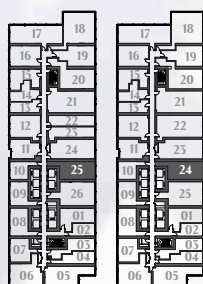
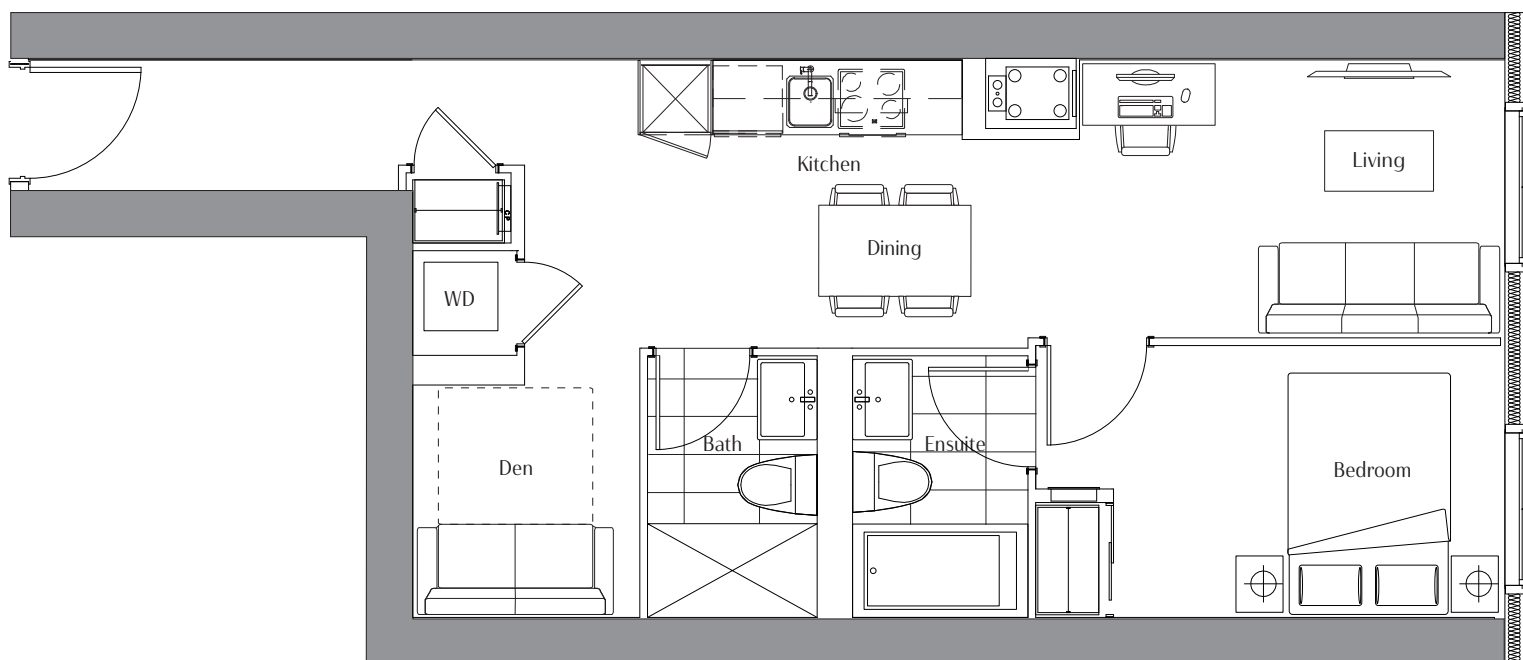
ONE BEDROOM + DEN
Enclosed: 638 SQ.FT.



ALL DIMENSIONS ARE APPROXIMATE AND SUBJECT TO NORMAL CONSTRUCTION VARIANCES. DIMENSIONS MAY EXCEED THE USEABLE FLOOR AREA. SIZES AND SPECIFICATIONS SUBJECT TO CHANGE WITHOUT NOTICE. FURNITURE IS DISPLAYED FOR ILLUSTRATION PURPOSES ONLY AND DOES NOT NECESSARILY REFLECT THE ELECTRICAL PLAN FOR THE SUITE. SUITES ARE SOLD UNFURNISHED. E. & O. E.

Model:
114

ONE BEDROOM + DEN
Enclosed: 693 SQ.FT.



Floors 11-15

Floors 16-17

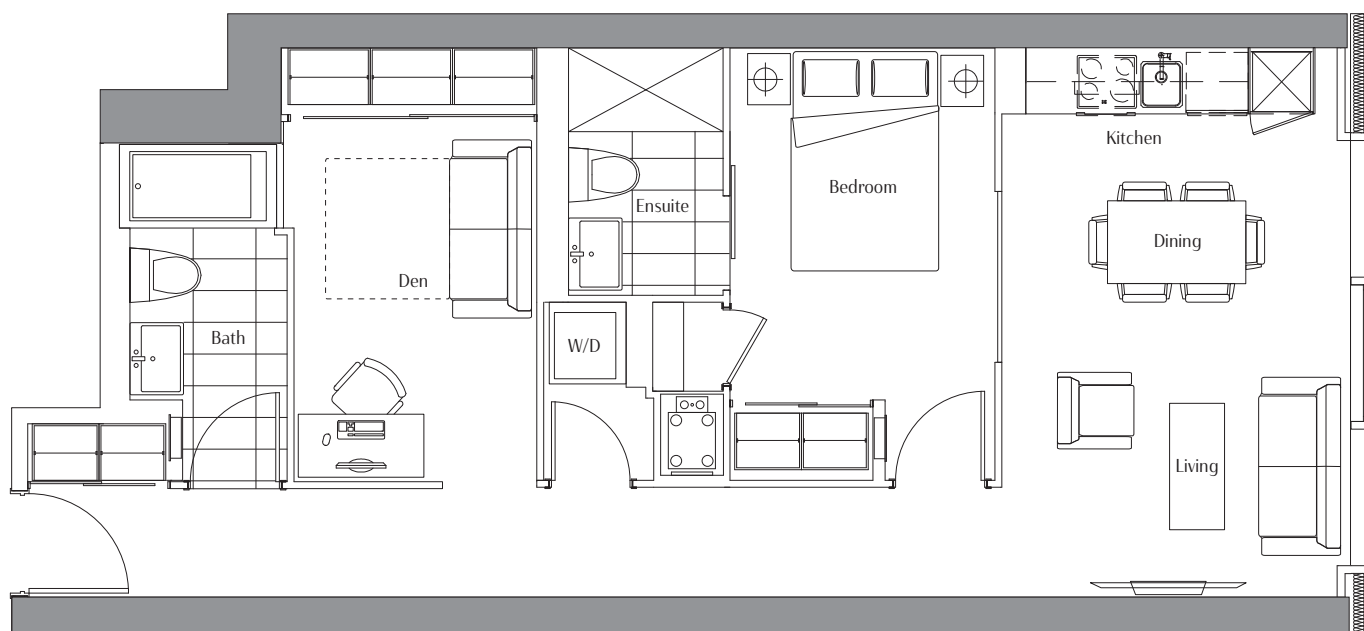


CONCORD
sky

ALL DIMENSIONS ARE APPROXIMATE AND SUBJECT TO NORMAL CONSTRUCTION VARIANCES. DIMENSIONS MAY EXCEED THE USEABLE FLOOR AREA. SIZES AND SPECIFICATIONS SUBJECT TO CHANGE WITHOUT NOTICE. FURNITURE IS DISPLAYED FOR ILLUSTRATION PURPOSES ONLY AND DOES NOT NECESSARILY REFLECT THE ELECTRICAL PLAN FOR THE SUITE. SUITES ARE SOLD UNFURNISHED. E. & O. E.

Model:
115

ONE BEDROOM + DEN
Enclosed: 813 SQ.FT.



Floors 11-15

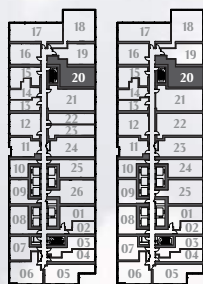
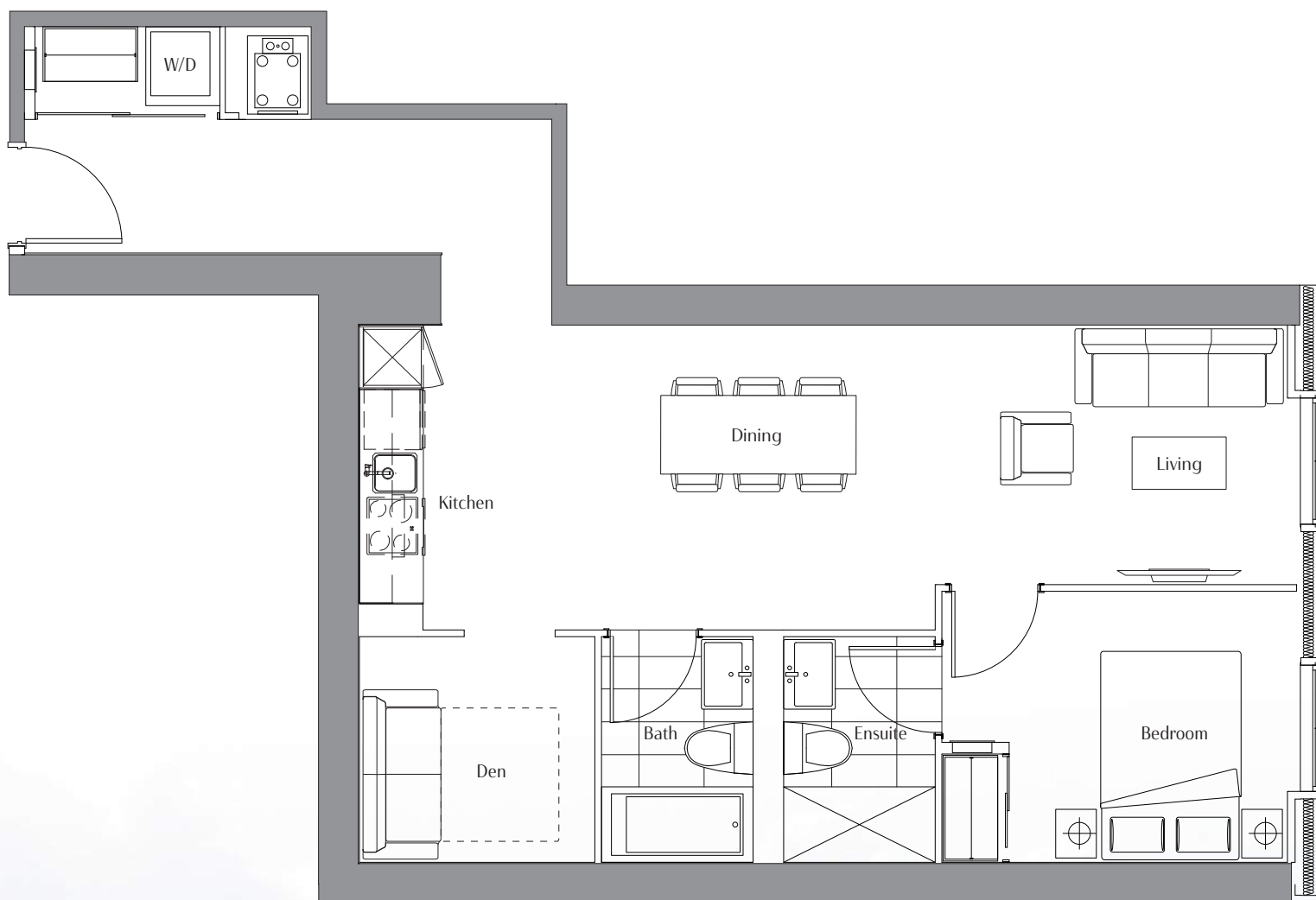
Floors 16-17

ALL DIMENSIONS ARE APPROXIMATE AND SUBJECT TO NORMAL CONSTRUCTION VARIANCES. DIMENSIONS MAY EXCEED THE USEABLE FLOOR AREA. SIZES AND SPECIFICATIONS SUBJECT TO CHANGE WITHOUT NOTICE. FURNITURE IS DISPLAYED FOR ILLUSTRATION PURPOSES ONLY AND DOES NOT NECESSARILY REFLECT THE ELECTRICAL PLAN FOR THE SUITE. SUITES ARE SOLD UNFURNISHED. E. & O. E.

CONCORD
sky

Model:
116

ONE BEDROOM + DEN
Enclosed: 819 SQ.FT.



Floors 11-15 Floors 16-17

ALL DIMENSIONS ARE APPROXIMATE AND SUBJECT TO NORMAL CONSTRUCTION VARIANCES. DIMENSIONS MAY EXCEED THE USEABLE FLOOR AREA. SIZES AND SPECIFICATIONS SUBJECT TO CHANGE WITHOUT NOTICE. FURNITURE IS DISPLAYED FOR ILLUSTRATION PURPOSES ONLY AND DOES NOT NECESSARILY REFLECT THE ELECTRICAL PLAN FOR THE SUITE. SUITES ARE SOLD UNFURNISHED. E. & O. E.

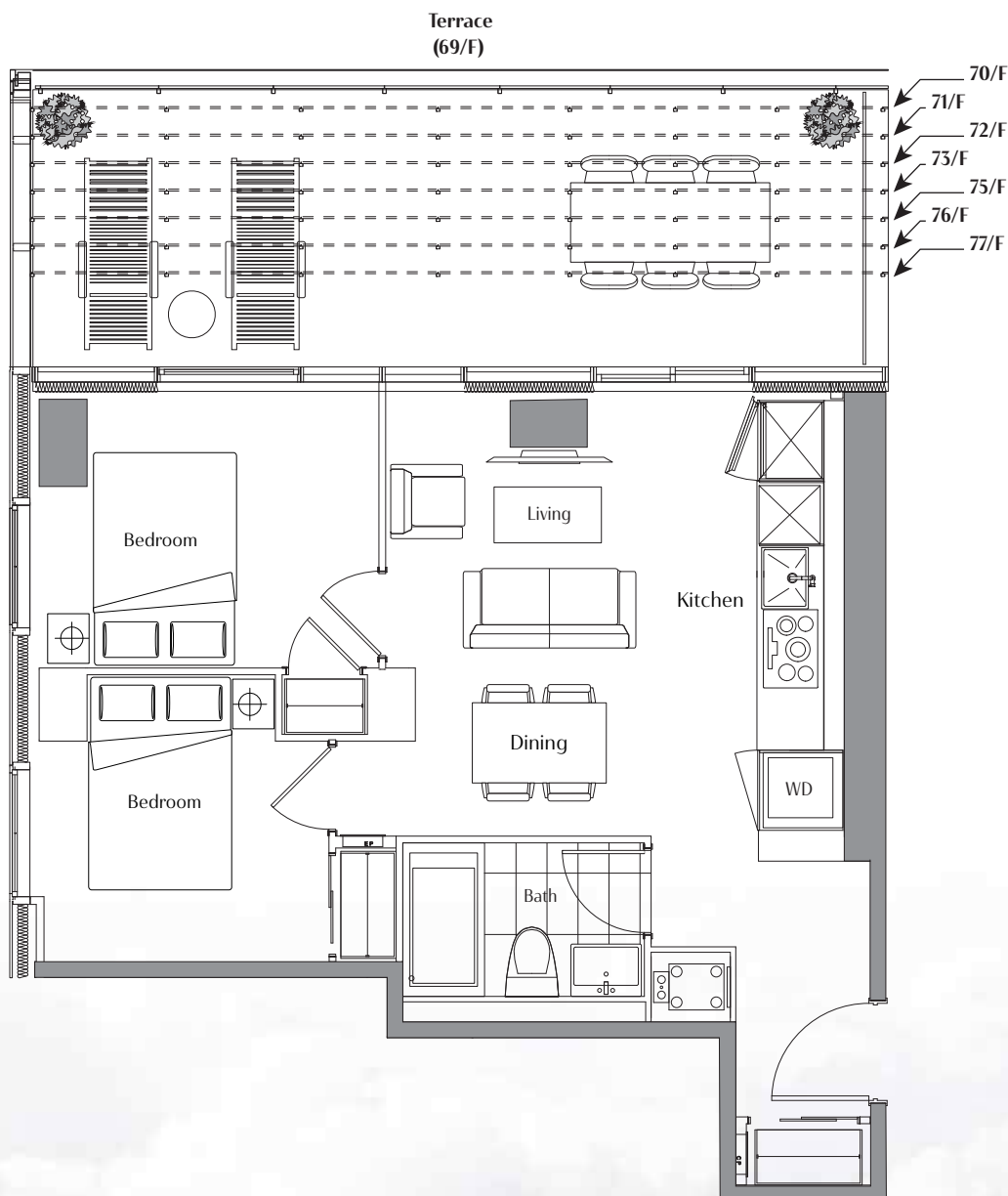
CONCORD
sky

Model:

018A

TWO BEDROOM

Enclosed: 590 SQ.FT.
 Balcony: 82-222 SQ.FT.
 (77/F-70/F)
 Terrace: 246 SQ.FT.
 (69/F)



Floors 69-77

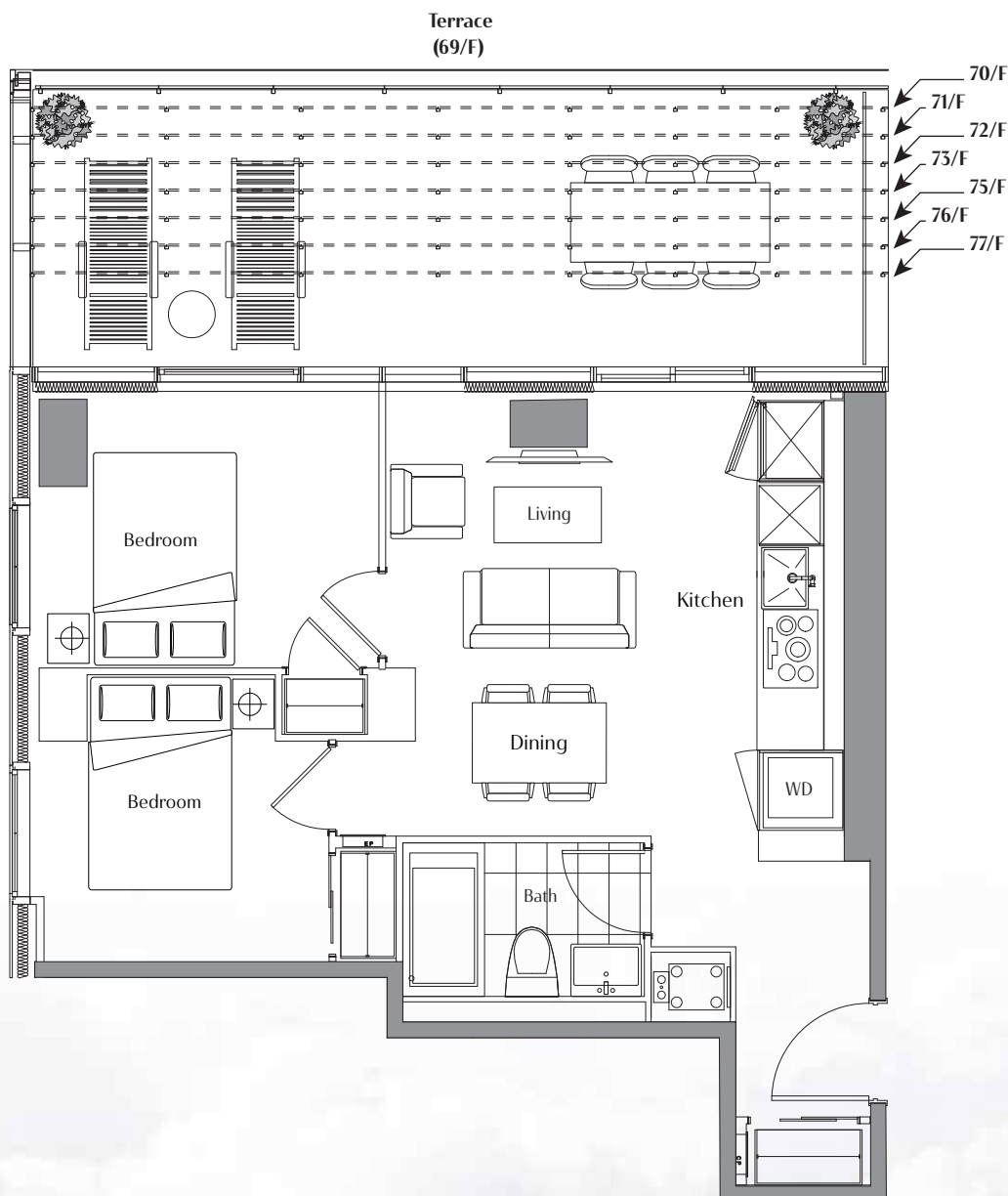
ALL DIMENSIONS ARE APPROXIMATE AND SUBJECT TO NORMAL CONSTRUCTION VARIANCES. DIMENSIONS MAY EXCEED THE USEABLE FLOOR AREA. SIZES AND SPECIFICATIONS SUBJECT TO CHANGE WITHOUT NOTICE. FURNITURE IS DISPLAYED FOR ILLUSTRATION PURPOSES ONLY AND DOES NOT NECESSARILY REFLECT THE ELECTRICAL PLAN FOR THE SUITE. SUITES ARE SOLD UNFURNISHED. E. & O. E.

CONCORD
 sky

Model:
018A

TWO BEDROOM

Enclosed: 590 SQ.FT.
Balcony: 82-222 SQ.FT.
(77/F-70/F)
Terrace: 246 SQ.FT.
(69/F)



Floors 69-77

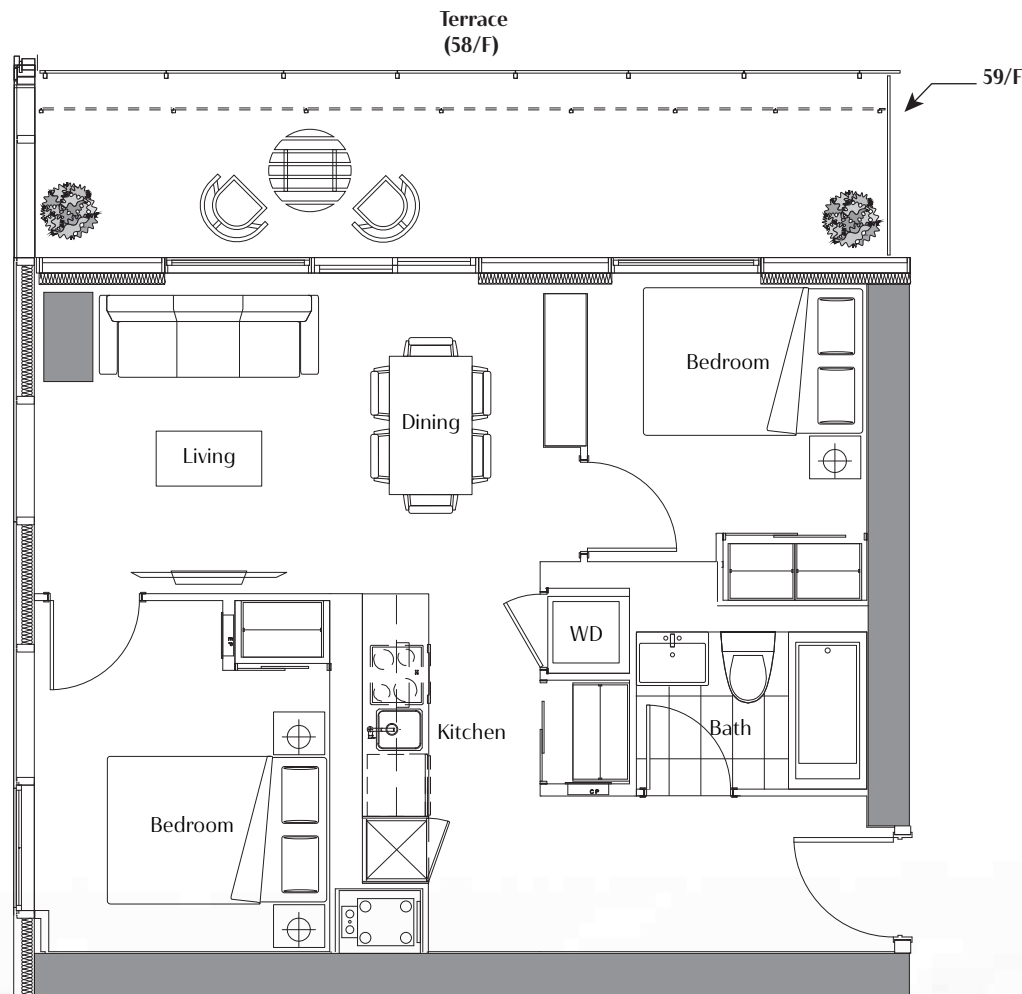


CONCORD
sky

ALL DIMENSIONS ARE APPROXIMATE AND SUBJECT TO NORMAL CONSTRUCTION VARIANCES. DIMENSIONS MAY EXCEED THE USEABLE FLOOR AREA. SIZES AND SPECIFICATIONS SUBJECT TO CHANGE WITHOUT NOTICE. FURNITURE IS DISPLAYED FOR ILLUSTRATION PURPOSES ONLY AND DOES NOT NECESSARILY REFLECT THE ELECTRICAL PLAN FOR THE SUITE. SUITES ARE SOLD UNFURNISHED. E. & O. E.

Model:
019

TWO BEDROOM
Enclosed: 641 SQ.FT.
Balcony: 135 SQ.FT.
(59F)
Terrace: 159 SQ.FT.
(58/F)



Floors 58-59

CONCORD
sky

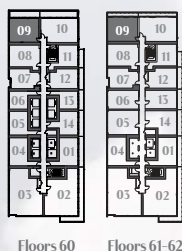
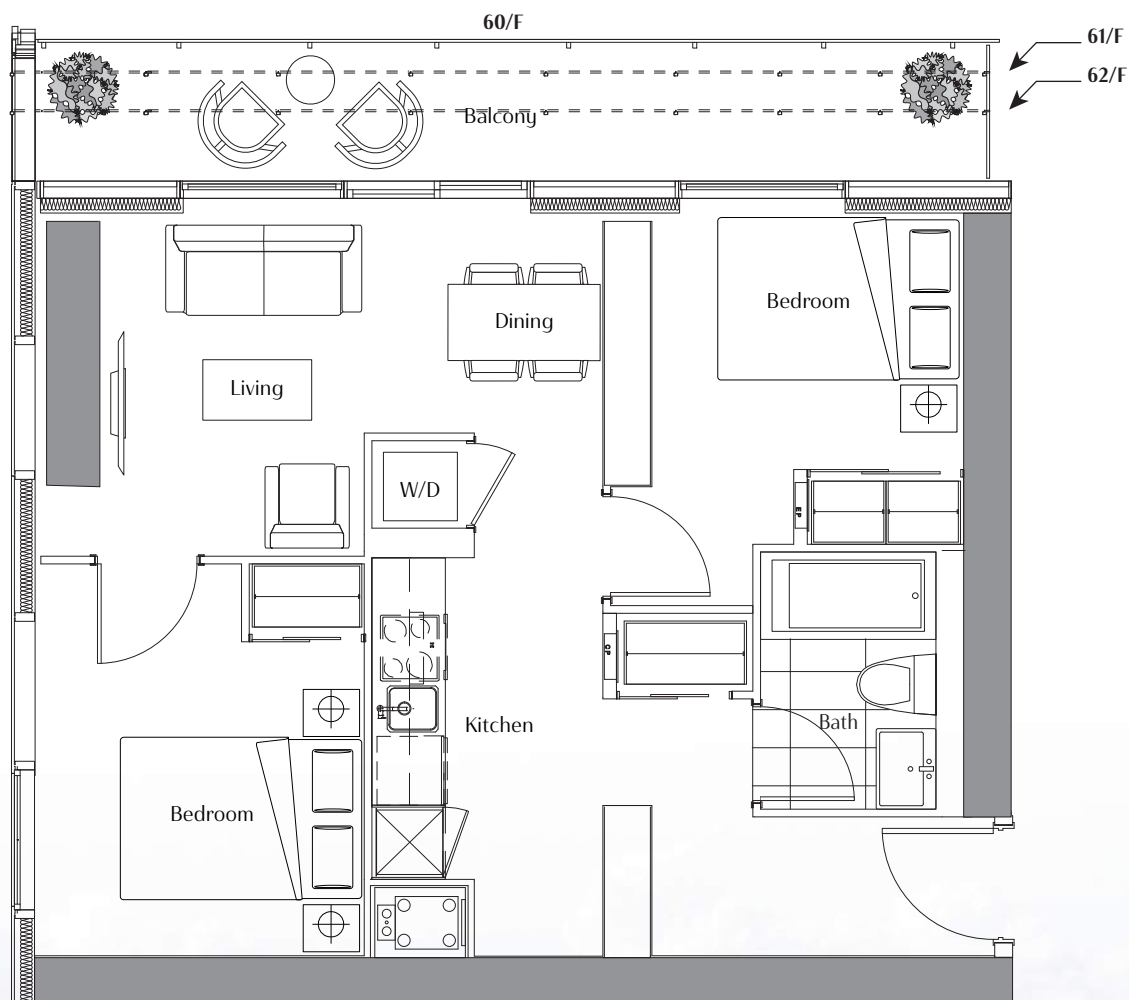
ALL DIMENSIONS ARE APPROXIMATE AND SUBJECT TO NORMAL CONSTRUCTION VARIANCES. DIMENSIONS MAY EXCEED THE USEABLE FLOOR AREA. SIZES AND SPECIFICATIONS SUBJECT TO CHANGE WITHOUT NOTICE. FURNITURE IS DISPLAYED FOR ILLUSTRATION PURPOSES ONLY AND DOES NOT NECESSARILY REFLECT THE ELECTRICAL PLAN FOR THE SUITE. SUITES ARE SOLD UNFURNISHED. E. & O. E.

Model:
019A

TWO BEDROOM

Enclosed: 641 SQ.FT.

Balcony: 60-107 SQ.FT.
(62/F - 60/F)



Model:

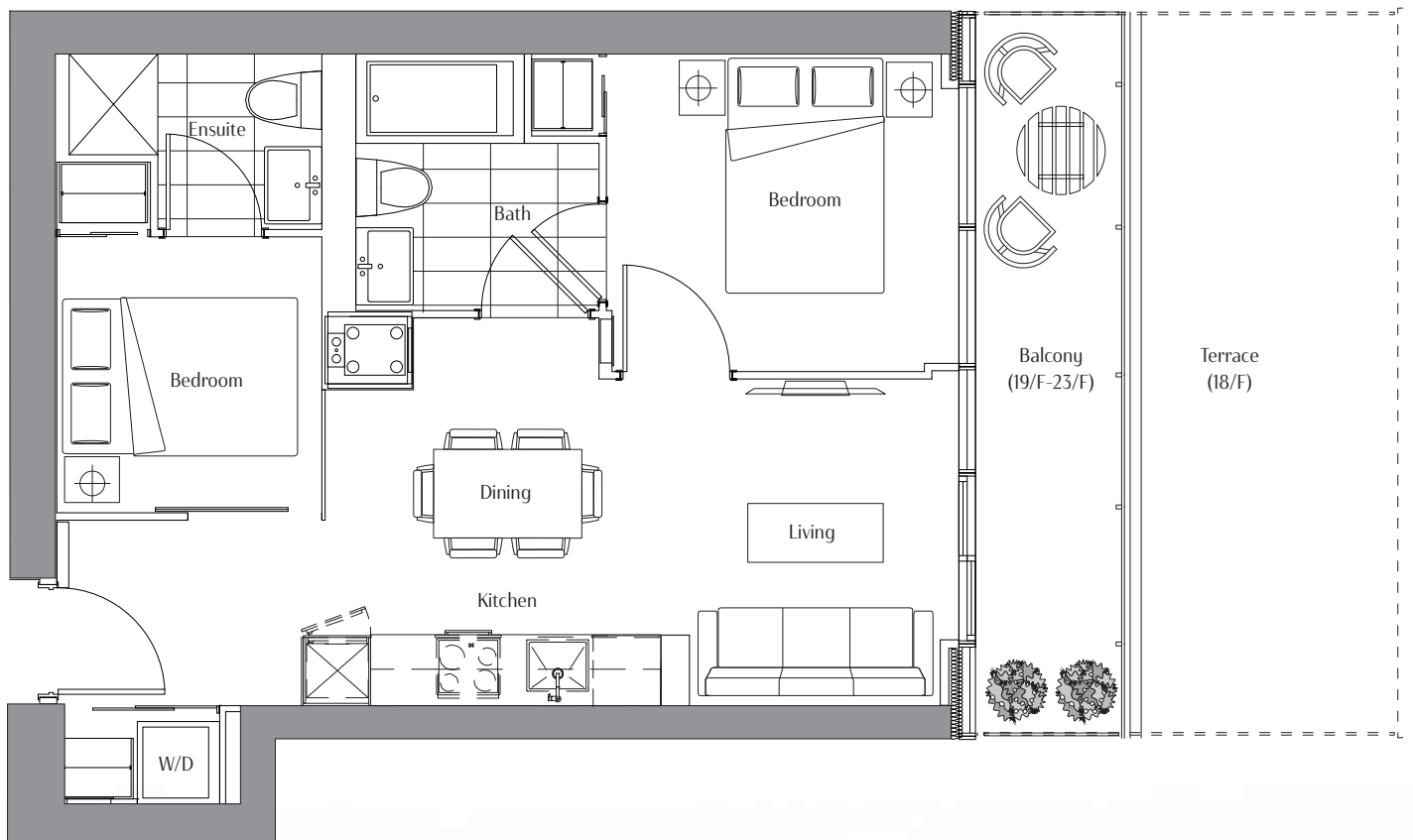
020

TWO BEDROOM

Enclosed: 646 SQ.FT.

Balcony: 89 SQ.FT.
(19/F - 23/F)

Terrace: 302 SQ.FT.(18/F)



Floor 18

Floors 19-23



CONCORD
sky

ALL DIMENSIONS ARE APPROXIMATE AND SUBJECT TO NORMAL CONSTRUCTION VARIANCES. DIMENSIONS MAY EXCEED THE USEABLE FLOOR AREA. SIZES AND SPECIFICATIONS SUBJECT TO CHANGE WITHOUT NOTICE. FURNITURE IS DISPLAYED FOR ILLUSTRATION PURPOSES ONLY AND DOES NOT NECESSARILY REFLECT THE ELECTRICAL PLAN FOR THE SUITE. SUITES ARE SOLD UNFURNISHED. E. & O. E.

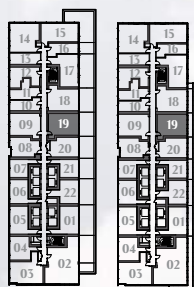
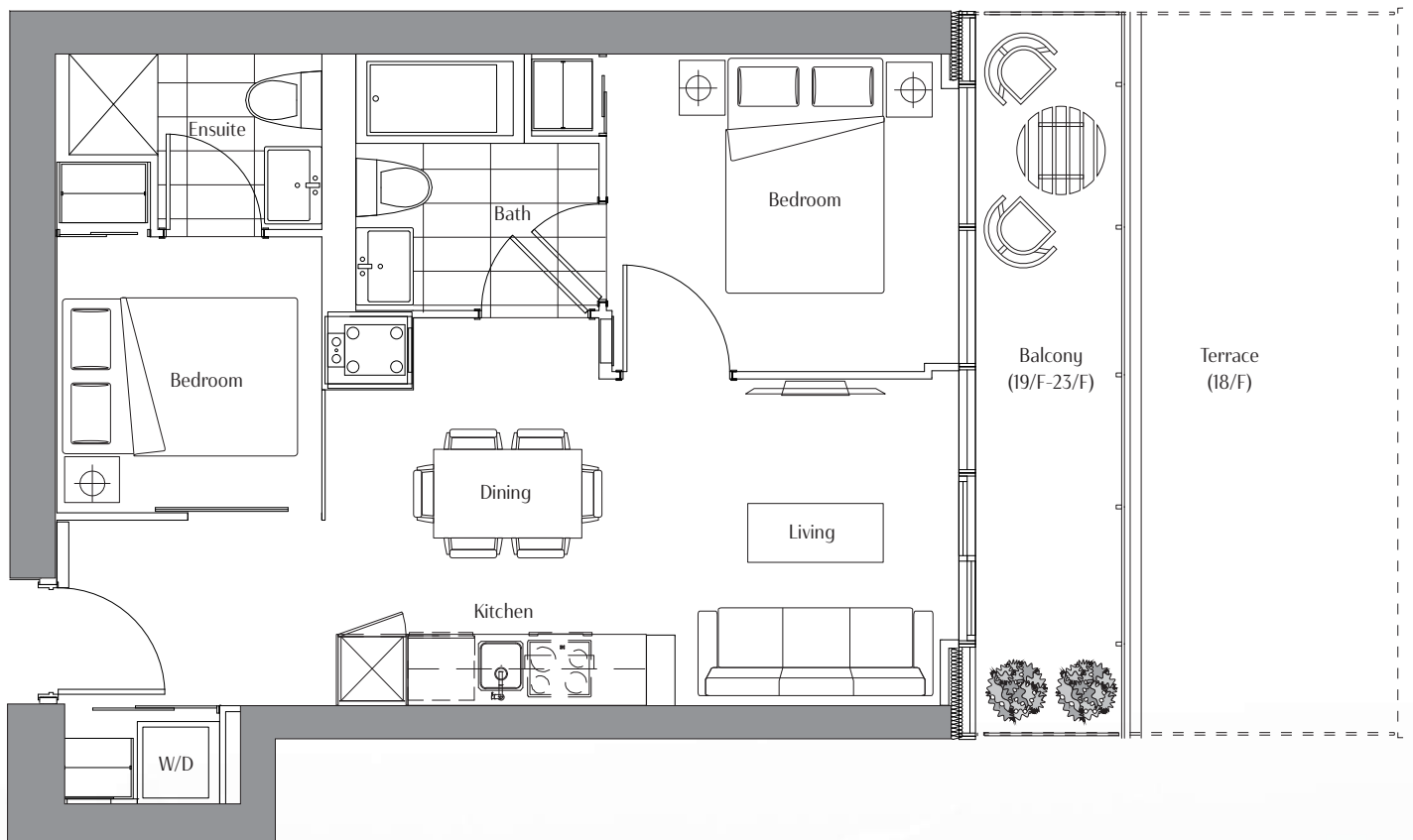
Model: 020

TWO BEDROOM

Enclosed: 646 SQ.FT.

Balcony: 89 SQ.FT.
(19/F - 23/F)

Terrace: 302 SQ.FT.(18/F)



Floor 18

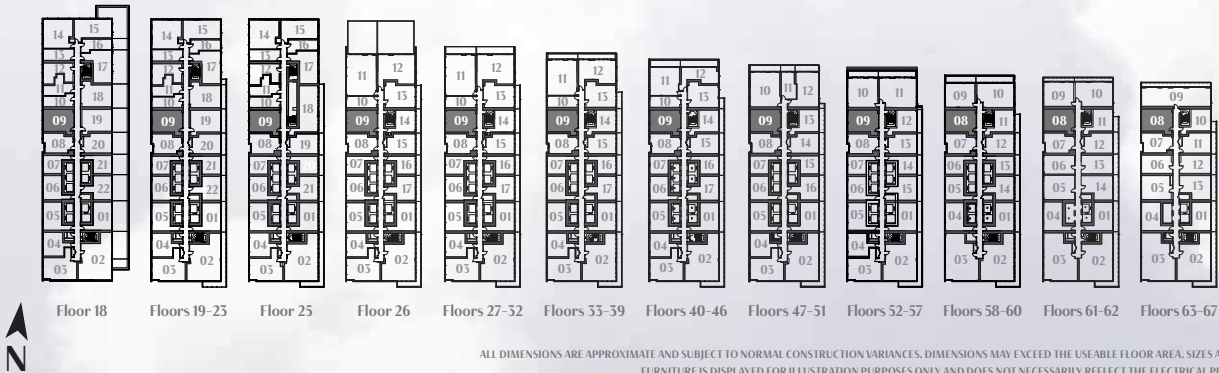
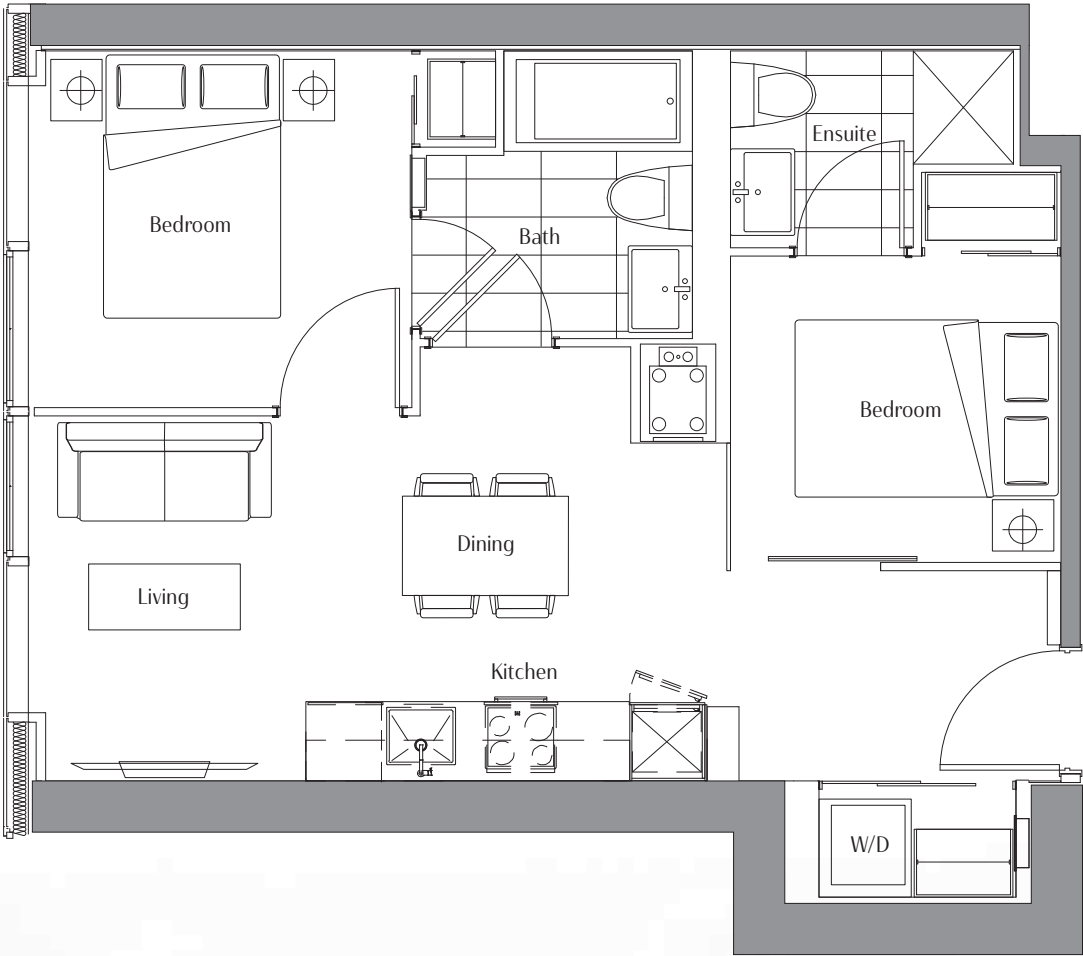
Floors 19-23

ALL DIMENSIONS ARE APPROXIMATE AND SUBJECT TO NORMAL CONSTRUCTION VARIANCES. DIMENSIONS MAY EXCEED THE USEABLE FLOOR AREA. SIZES AND SPECIFICATIONS SUBJECT TO CHANGE WITHOUT NOTICE. FURNITURE IS DISPLAYED FOR ILLUSTRATION PURPOSES ONLY AND DOES NOT NECESSARILY REFLECT THE ELECTRICAL PLAN FOR THE SUITE. SUITES ARE SOLD UNFURNISHED. E. & O. E.

CONCORD
sky

Model:
021

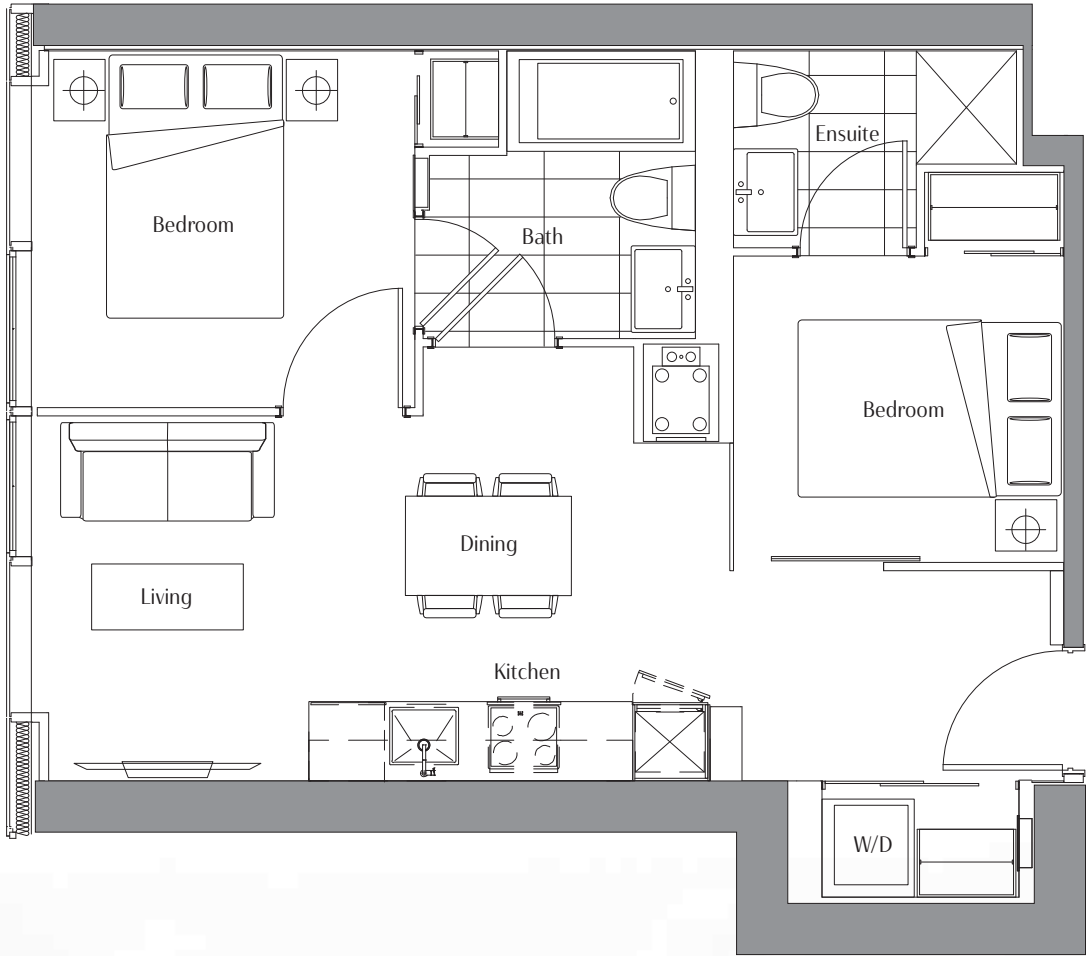
TWO BEDROOM
Enclosed: 648 SQ.FT.



ALL DIMENSIONS ARE APPROXIMATE AND SUBJECT TO NORMAL CONSTRUCTION VARIANCES. DIMENSIONS MAY EXCEED THE USEABLE FLOOR AREA. SIZES AND SPECIFICATIONS SUBJECT TO CHANGE WITHOUT NOTICE. FURNITURE IS DISPLAYED FOR ILLUSTRATION PURPOSES ONLY AND DOES NOT NECESSARILY REFLECT THE ELECTRICAL PLAN FOR THE SUITE. SUITES ARE SOLD UNFURNISHED. E. & O. E.

Model:
021

TWO BEDROOM
Enclosed: 648 SQ.FT.



Floors 68

CONCORD
sky

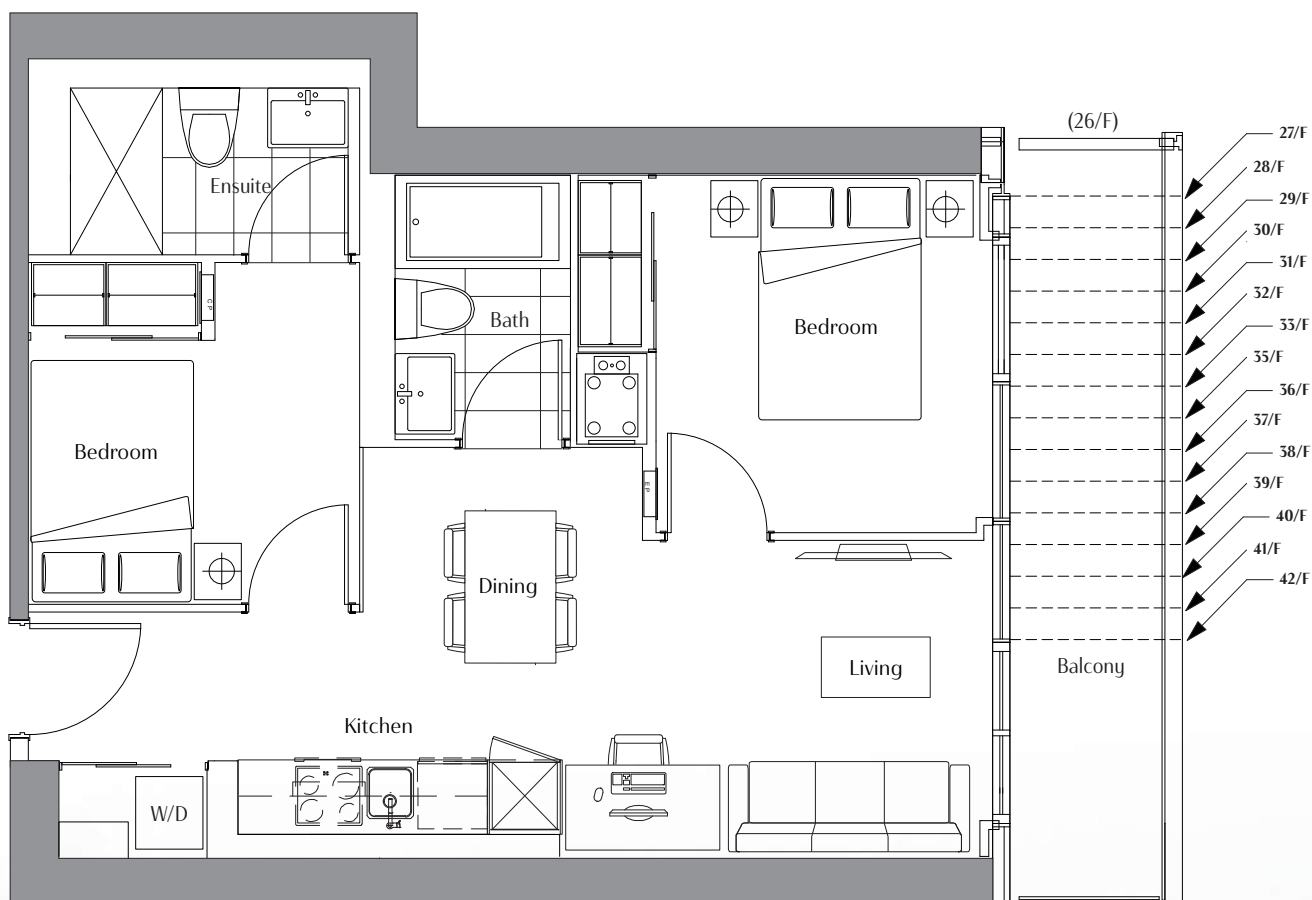
ALL DIMENSIONS ARE APPROXIMATE AND SUBJECT TO NORMAL CONSTRUCTION VARIANCES. DIMENSIONS MAY EXCEED THE USEABLE FLOOR AREA. SIZES AND SPECIFICATIONS SUBJECT TO CHANGE WITHOUT NOTICE. FURNITURE IS DISPLAYED FOR ILLUSTRATION PURPOSES ONLY AND DOES NOT NECESSARILY REFLECT THE ELECTRICAL PLAN FOR THE SUITE. SUITES ARE SOLD UNFURNISHED. E. & O. E.

Model:
022

TWO BEDROOM

Enclosed: 656 SQ.FT.
Balcony: 34-89 SQ.FT.
(42/F - 26/F)

(43/F - 46/F) No Balcony access



Floor 26



Floors 27-32



Floors 33-39



Floors 40-46



CONCORD
sky

ALL DIMENSIONS ARE APPROXIMATE AND SUBJECT TO NORMAL CONSTRUCTION VARIANCES. DIMENSIONS MAY EXCEED THE USEABLE FLOOR AREA. SIZES AND SPECIFICATIONS SUBJECT TO CHANGE WITHOUT NOTICE. FURNITURE IS DISPLAYED FOR ILLUSTRATION PURPOSES ONLY AND DOES NOT NECESSARILY REFLECT THE ELECTRICAL PLAN FOR THE SUITE. SUITES ARE SOLD UNFURNISHED. E. & O. E.

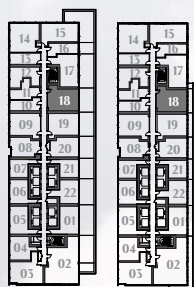
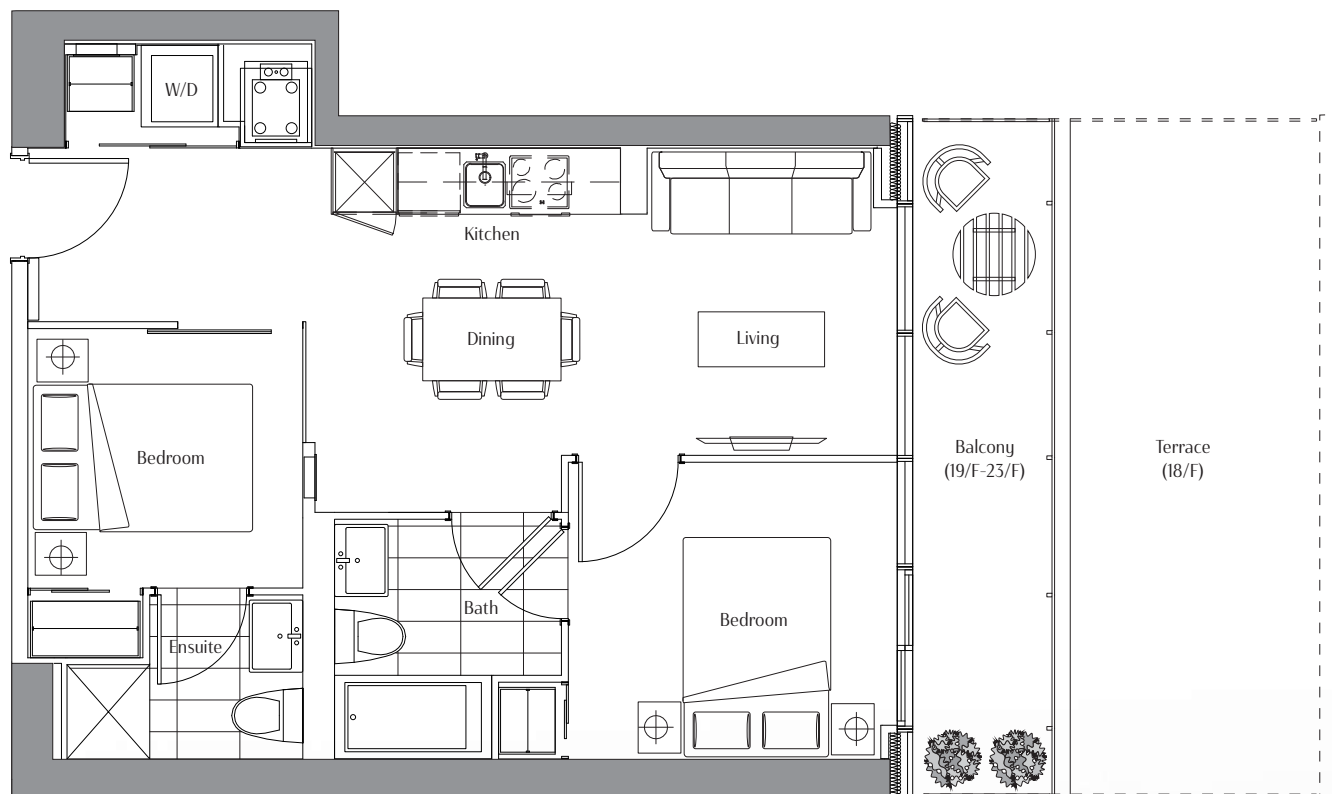
Model:
023

TWO BEDROOM

Enclosed: 670 SQ.FT.

Balcony: 112-98 SQ.FT.
(19/F - 23/F)

Terrace: 303 SQ.FT.(18/F)



Floor 18

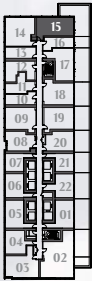
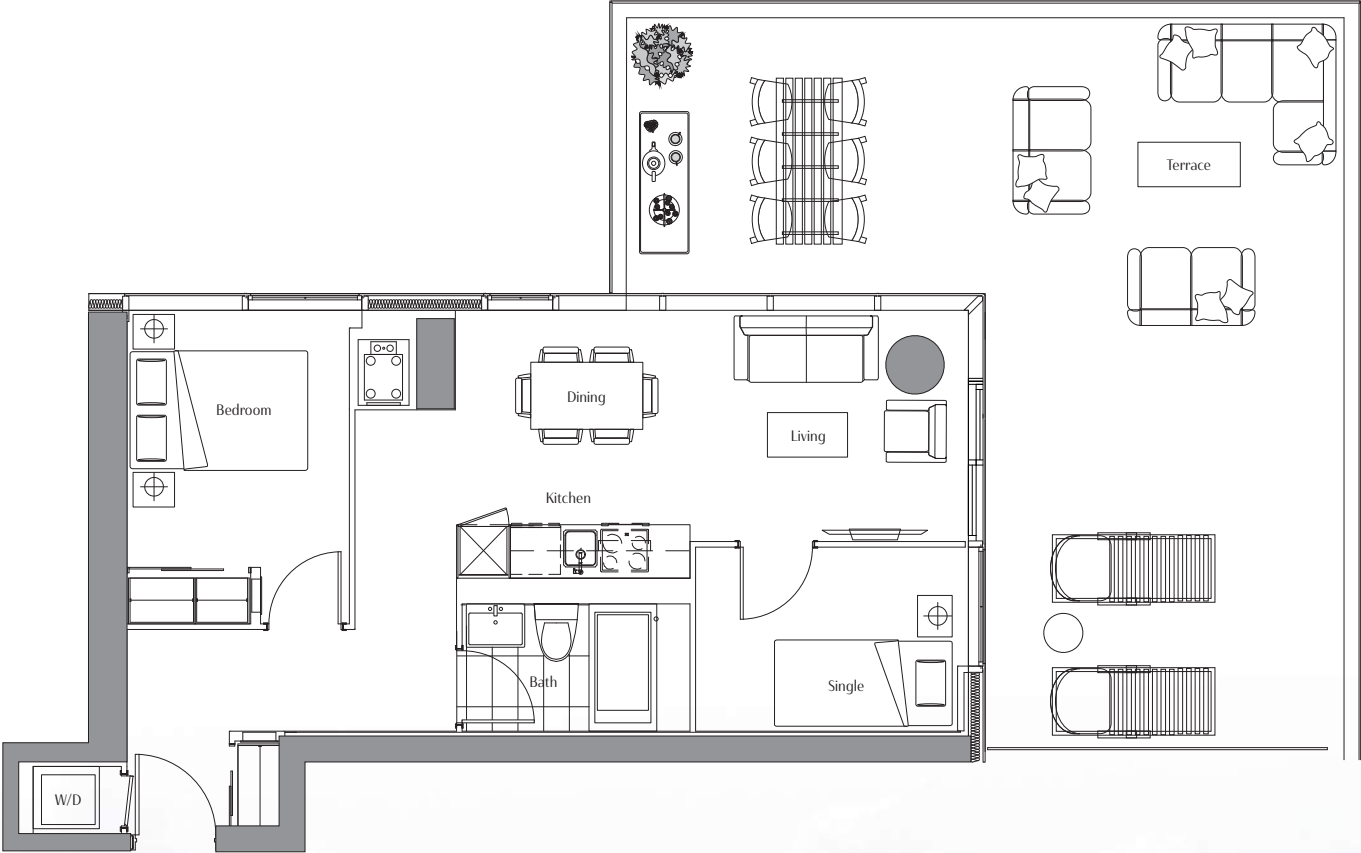
Floors 19-23

CONCORD
sky

ALL DIMENSIONS ARE APPROXIMATE AND SUBJECT TO NORMAL CONSTRUCTION VARIANCES. DIMENSIONS MAY EXCEED THE USEABLE FLOOR AREA. SIZES AND SPECIFICATIONS SUBJECT TO CHANGE WITHOUT NOTICE. FURNITURE IS DISPLAYED FOR ILLUSTRATION PURPOSES ONLY AND DOES NOT NECESSARILY REFLECT THE ELECTRICAL PLAN FOR THE SUITE. SUITES ARE SOLD UNFURNISHED. E. & O. E.

Model:
023A

TWO BEDROOM
Enclosed: 672 SQ.FT.
Terrace: 558 SQ.FT.



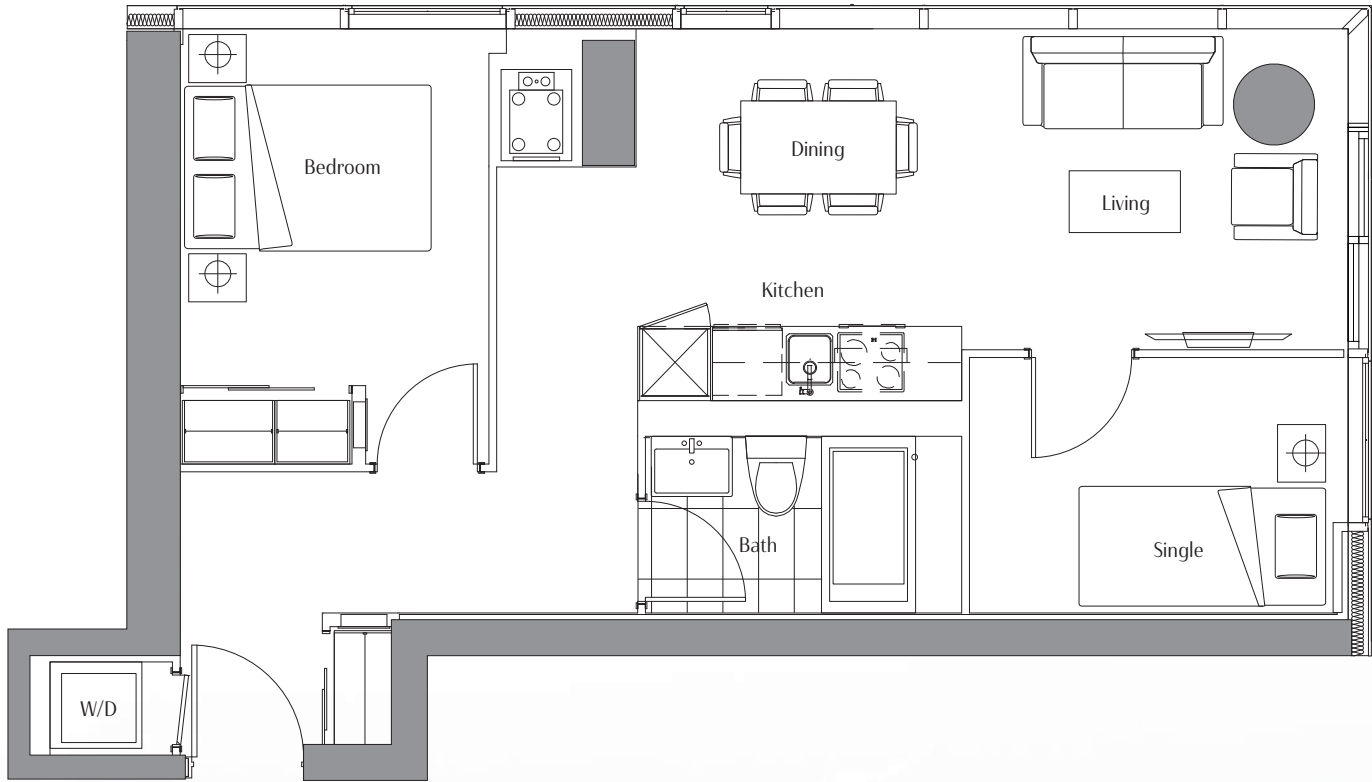
Floor 18



ALL DIMENSIONS ARE APPROXIMATE AND SUBJECT TO NORMAL CONSTRUCTION VARIANCES. DIMENSIONS MAY EXCEED THE USEABLE FLOOR AREA. SIZES AND SPECIFICATIONS SUBJECT TO CHANGE WITHOUT NOTICE. FURNITURE IS DISPLAYED FOR ILLUSTRATION PURPOSES ONLY AND DOES NOT NECESSARILY REFLECT THE ELECTRICAL PLAN FOR THE SUITE. SUITES ARE SOLD UNFURNISHED. E. & O. E.

Model:
023B

TWO BEDROOM
Enclosed: 672 SQ.FT.



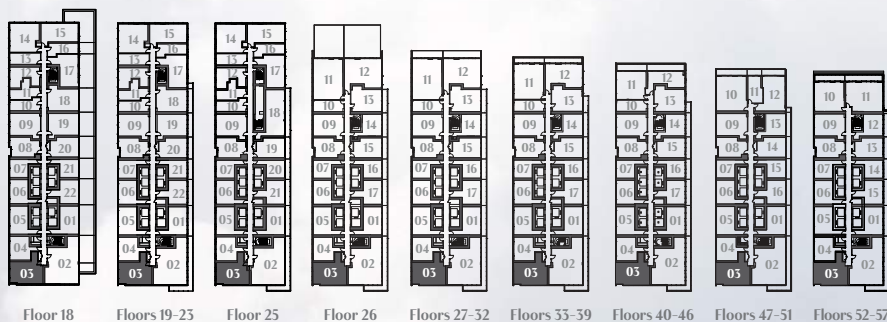
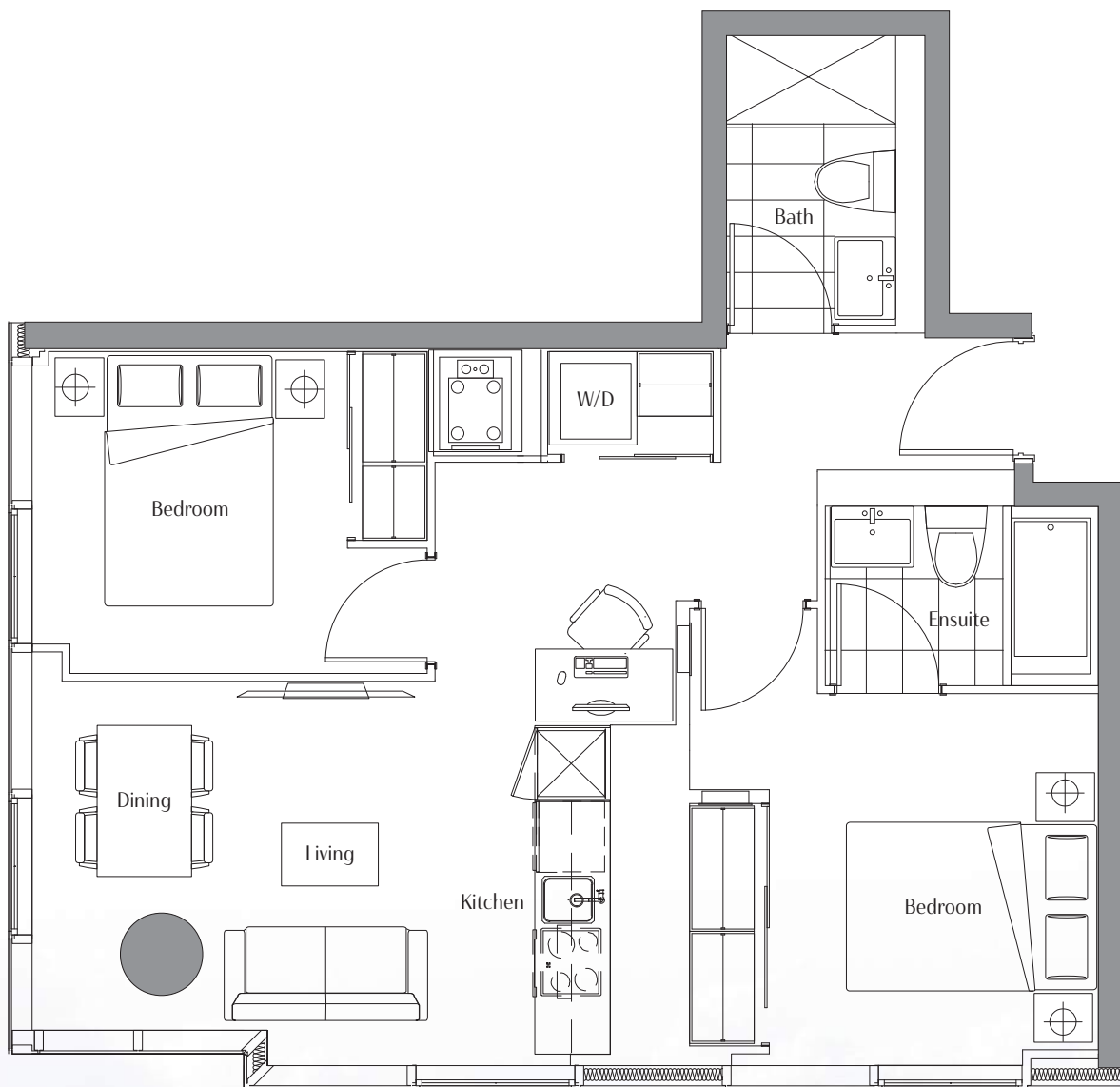
Floors 19-23 Floor 25



ALL DIMENSIONS ARE APPROXIMATE AND SUBJECT TO NORMAL CONSTRUCTION VARIANCES. DIMENSIONS MAY EXCEED THE USEABLE FLOOR AREA. SIZES AND SPECIFICATIONS SUBJECT TO CHANGE WITHOUT NOTICE. FURNITURE IS DISPLAYED FOR ILLUSTRATION PURPOSES ONLY AND DOES NOT NECESSARILY REFLECT THE ELECTRICAL PLAN FOR THE SUITE. SUITES ARE SOLD UNFURNISHED. E. & O. E.

Model:
024

TWO BEDROOM
Enclosed: 712 SQ.FT.



ALL DIMENSIONS ARE APPROXIMATE AND SUBJECT TO NORMAL CONSTRUCTION VARIANCES. DIMENSIONS MAY EXCEED THE USEABLE FLOOR AREA. SIZES AND SPECIFICATIONS SUBJECT TO CHANGE WITHOUT NOTICE. FURNITURE IS DISPLAYED FOR ILLUSTRATION PURPOSES ONLY AND DOES NOT NECESSARILY REFLECT THE ELECTRICAL PLAN FOR THE SUITE. SUITES ARE SOLD UNFURNISHED. E. & O. E.

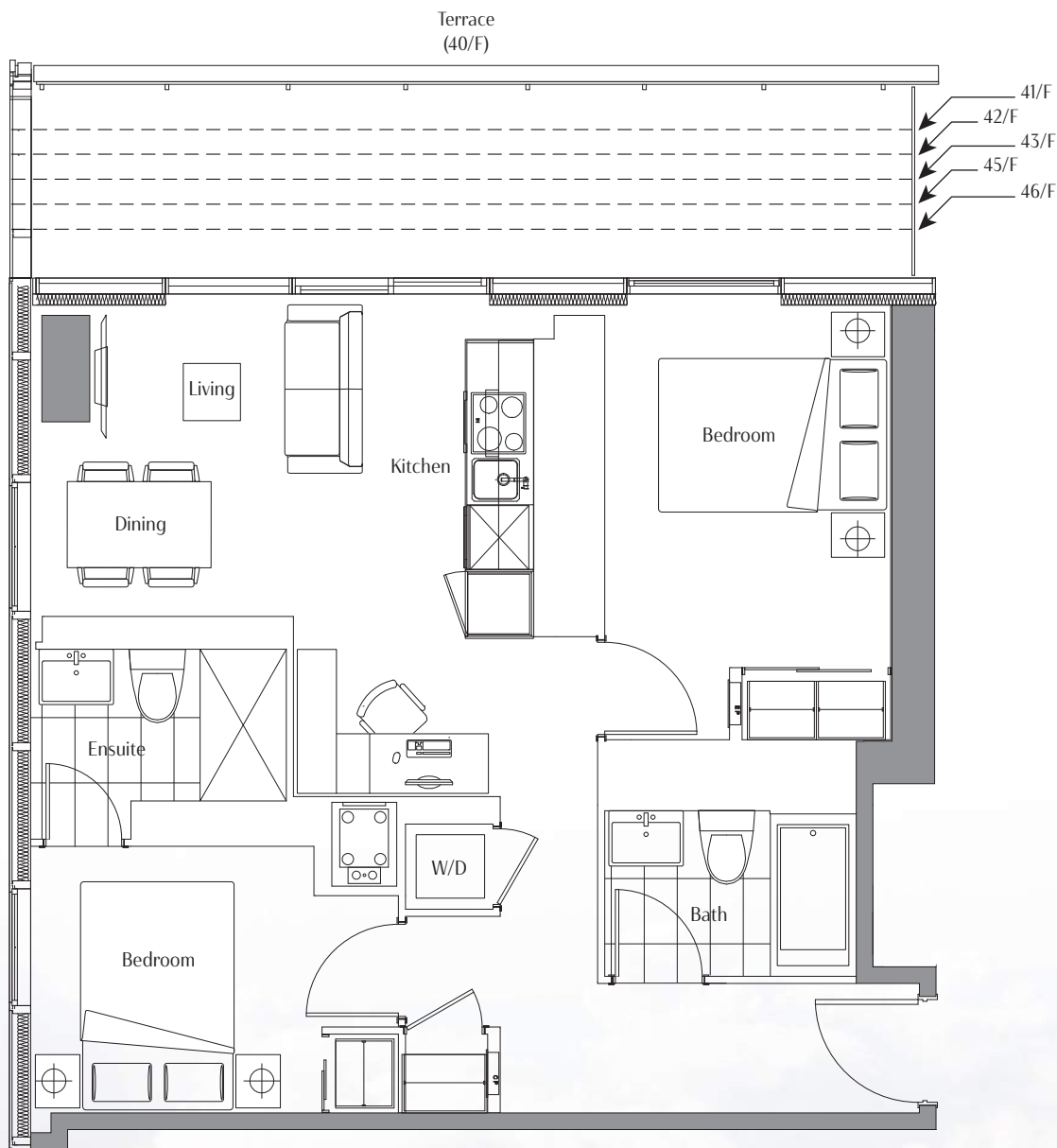
CONCORD
sky

Model:
025

TWO BEDROOM

Enclosed: 724 SQ.FT.
Balcony: 45-138 SQ.FT.
(46/F - 41/F)

Terrace: 161 SQ.FT. (40/F)



Floors 40-46



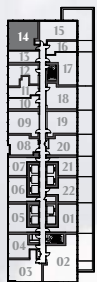
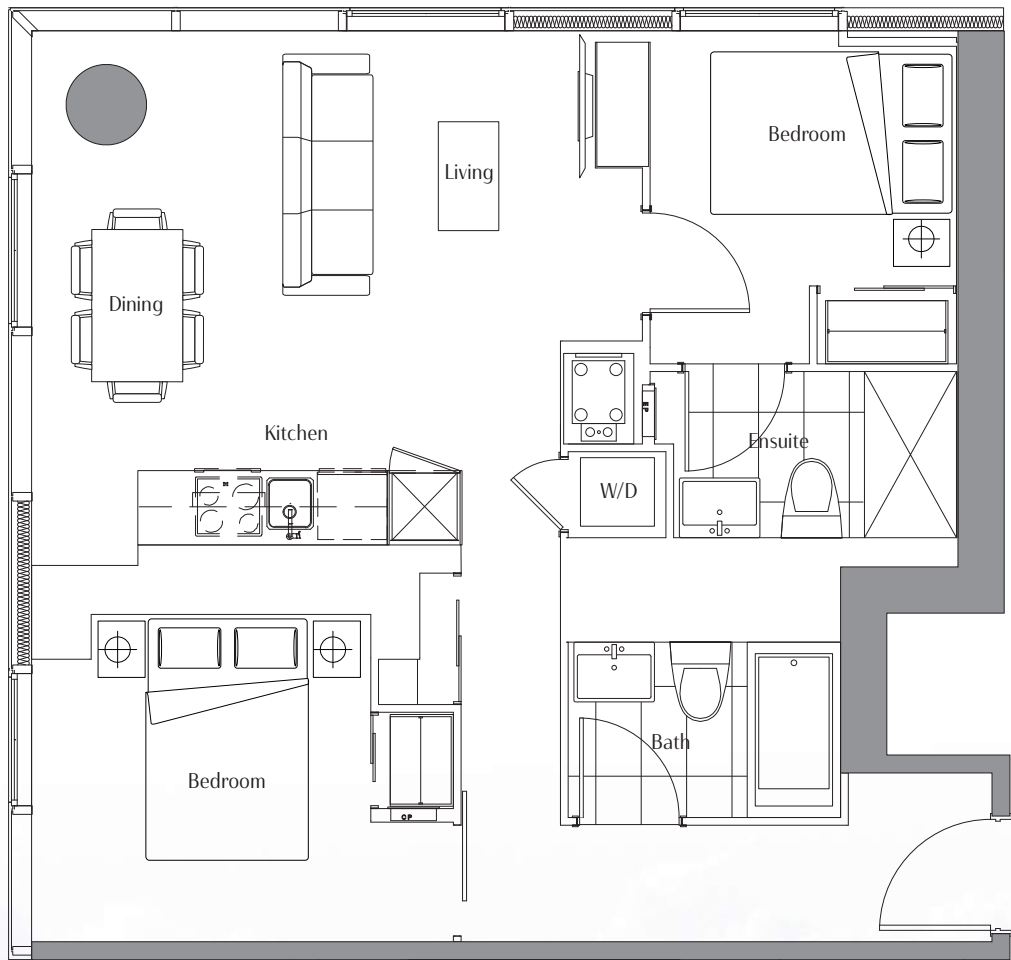
CONCORD
sky

ALL DIMENSIONS ARE APPROXIMATE AND SUBJECT TO NORMAL CONSTRUCTION VARIANCES. DIMENSIONS MAY EXCEED THE USEABLE FLOOR AREA. SIZES AND SPECIFICATIONS SUBJECT TO CHANGE WITHOUT NOTICE. FURNITURE IS DISPLAYED FOR ILLUSTRATION PURPOSES ONLY AND DOES NOT NECESSARILY REFLECT THE ELECTRICAL PLAN FOR THE SUITE. SUITES ARE SOLD UNFURNISHED. E. & O. E.

Model:

025A

TWO BEDROOM
Enclosed: 746 SQ.FT.



Floor 18

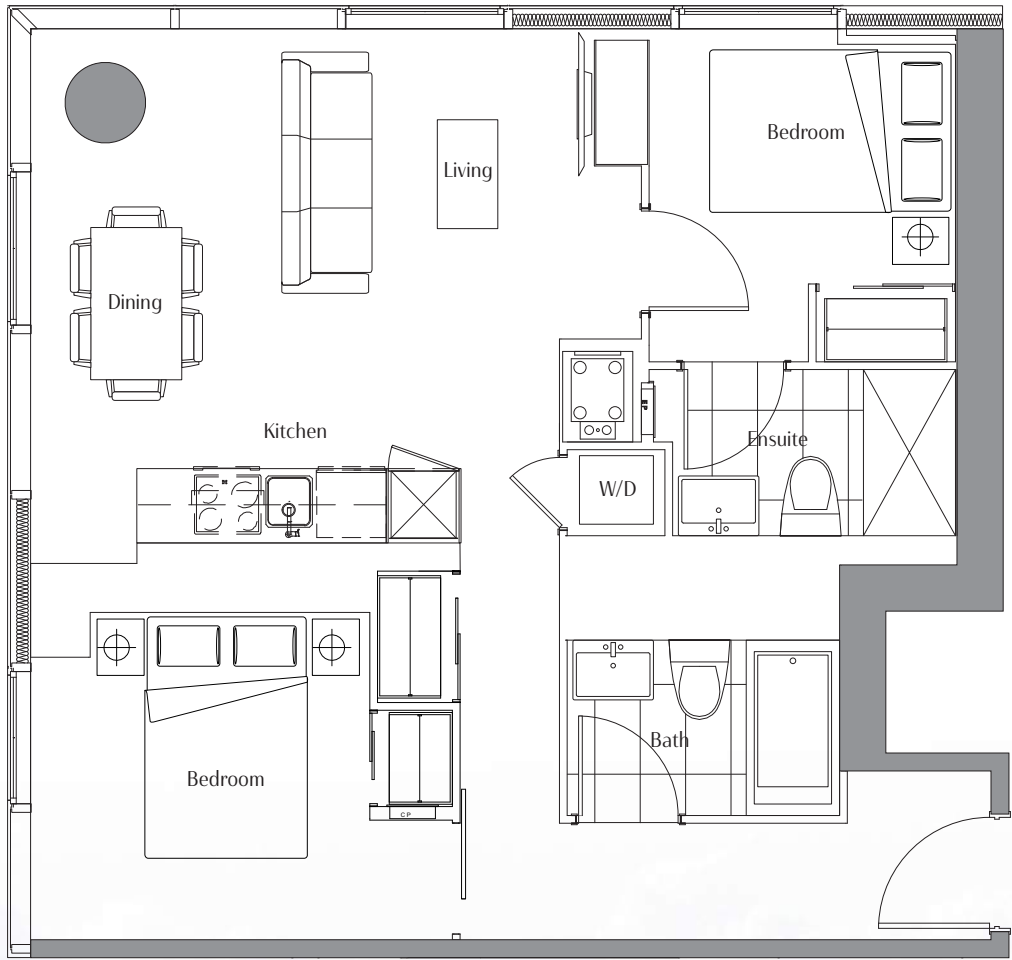


CONCORD
sky

ALL DIMENSIONS ARE APPROXIMATE AND SUBJECT TO NORMAL CONSTRUCTION VARIANCES. DIMENSIONS MAY EXCEED THE USEABLE FLOOR AREA. SIZES AND SPECIFICATIONS SUBJECT TO CHANGE WITHOUT NOTICE. FURNITURE IS DISPLAYED FOR ILLUSTRATION PURPOSES ONLY AND DOES NOT NECESSARILY REFLECT THE ELECTRICAL PLAN FOR THE SUITE. SUITES ARE SOLD UNFURNISHED. E. & O. E.

Model:
025B

TWO BEDROOM
Enclosed: 746 SQ.FT.



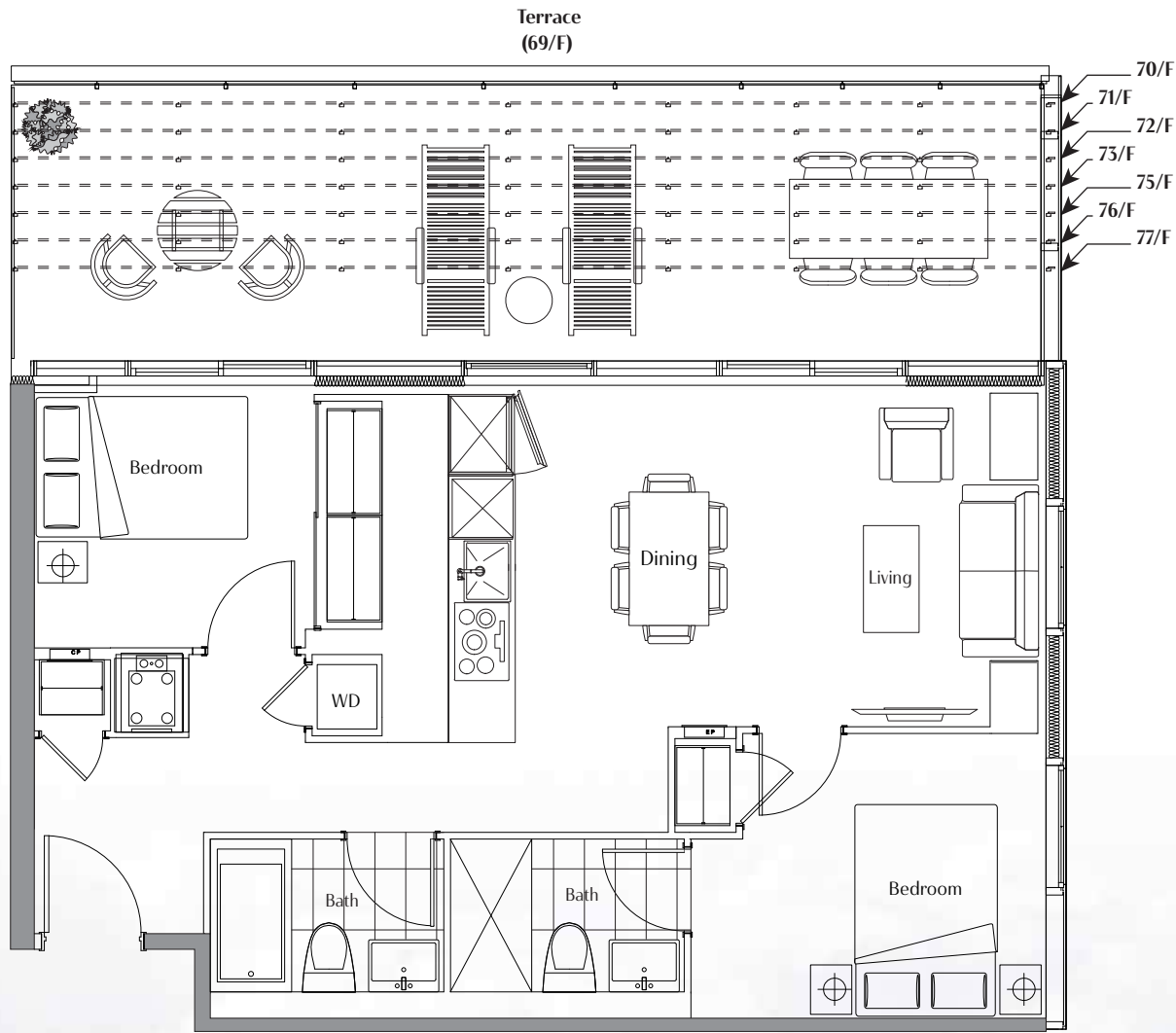
Floors 19-23 Floor 25



ALL DIMENSIONS ARE APPROXIMATE AND SUBJECT TO NORMAL CONSTRUCTION VARIANCES. DIMENSIONS MAY EXCEED THE USEABLE FLOOR AREA. SIZES AND SPECIFICATIONS SUBJECT TO CHANGE WITHOUT NOTICE. FURNITURE IS DISPLAYED FOR ILLUSTRATION PURPOSES ONLY AND DOES NOT NECESSARILY REFLECT THE ELECTRICAL PLAN FOR THE SUITE. SUITES ARE SOLD UNFURNISHED. E. & O. E.

Model:
025C

TWO BEDROOM
Enclosed: 735 SQ.FT.
Balcony: 102-277 SQ.FT.
(77/F-70F)
Terrace: 306 SQ.FT.
(69/F)



Floors 69-77



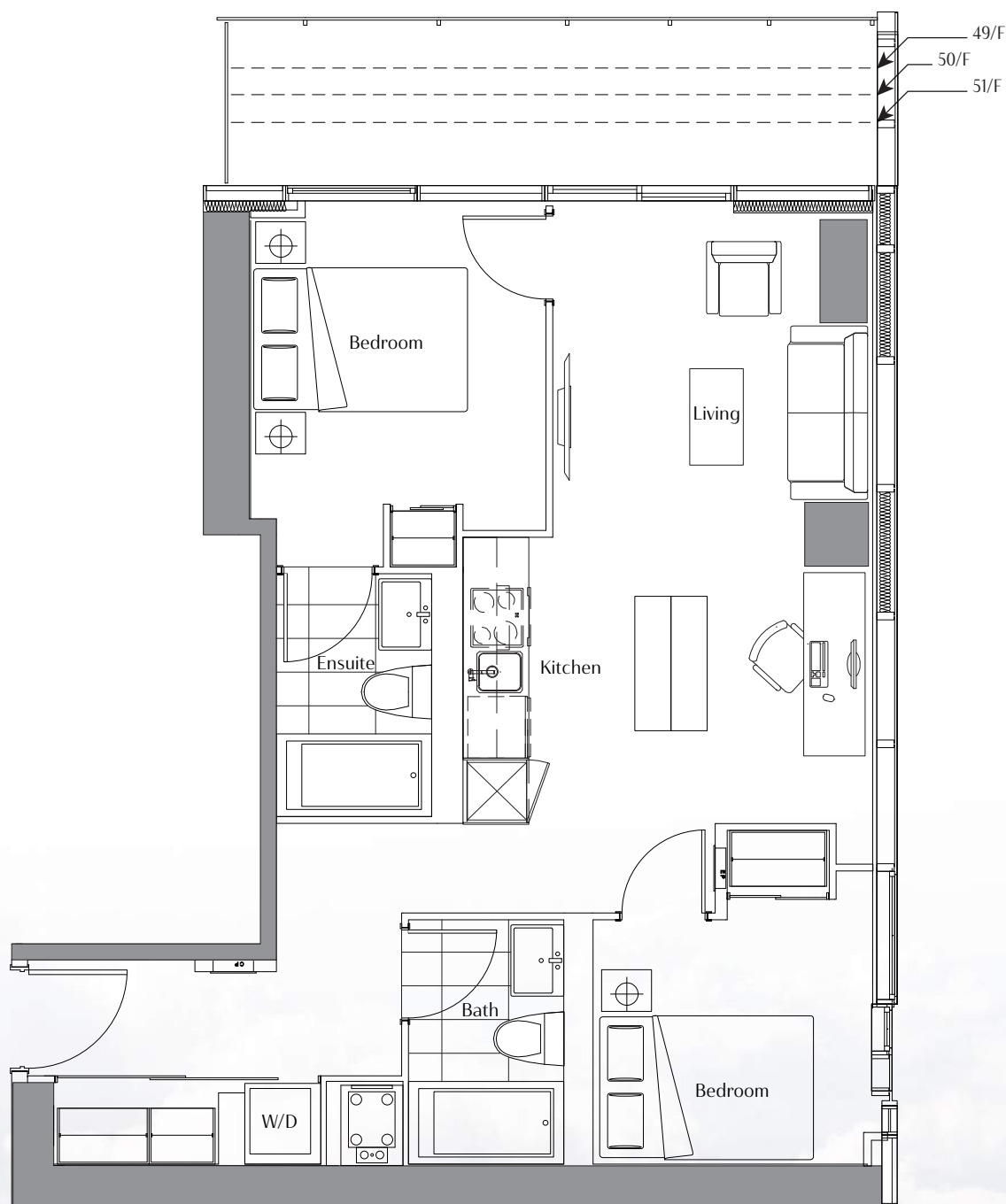
ALL DIMENSIONS ARE APPROXIMATE AND SUBJECT TO NORMAL CONSTRUCTION VARIANCES. DIMENSIONS MAY EXCEED THE USEABLE FLOOR AREA. SIZES AND SPECIFICATIONS SUBJECT TO CHANGE WITHOUT NOTICE. FURNITURE IS DISPLAYED FOR ILLUSTRATION PURPOSES ONLY AND DOES NOT NECESSARILY REFLECT THE ELECTRICAL PLAN FOR THE SUITE. SUITES ARE SOLD UNFURNISHED. E. & O. E.

Model:
026

TWO BEDROOM

Enclosed: 766 SQ.FT.
Balcony: 39-75 SQ.FT.
(51/F - 49/F)

Terrace: 110 SQ.FT. (47/F)



Floors 47-51

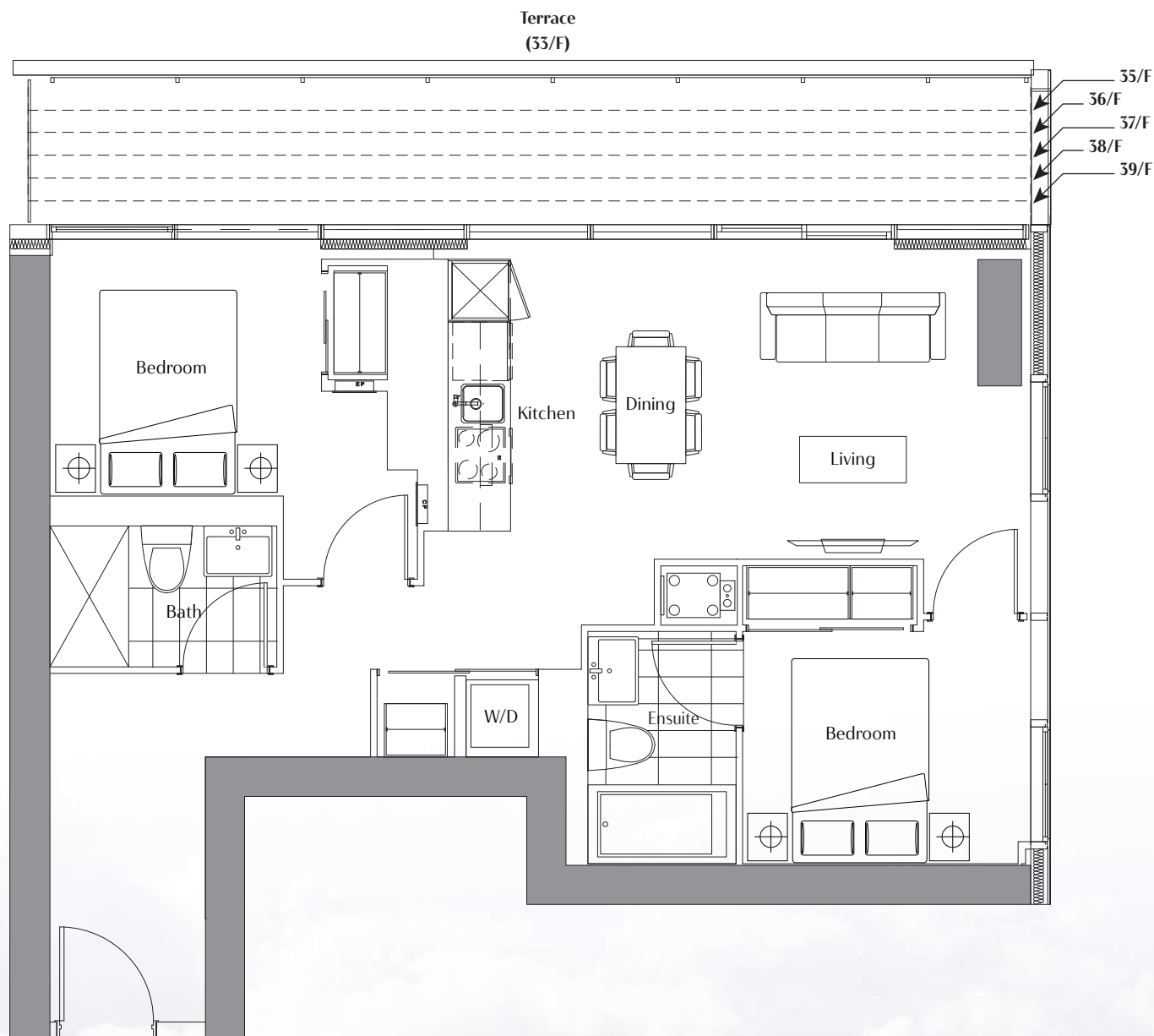
CONCORD
sky

ALL DIMENSIONS ARE APPROXIMATE AND SUBJECT TO NORMAL CONSTRUCTION VARIANCES. DIMENSIONS MAY EXCEED THE USEABLE FLOOR AREA. SIZES AND SPECIFICATIONS SUBJECT TO CHANGE WITHOUT NOTICE. FURNITURE IS DISPLAYED FOR ILLUSTRATION PURPOSES ONLY AND DOES NOT NECESSARILY REFLECT THE ELECTRICAL PLAN FOR THE SUITE. SUITES ARE SOLD UNFURNISHED. E. & O. E.

Model:
027

TWO BEDROOM

Enclosed: 776 SQ.FT.
Balcony: 22-138 SQ.FT.
(39/F - 35/F)
Terrace: 167 SQ.FT.(33/F)



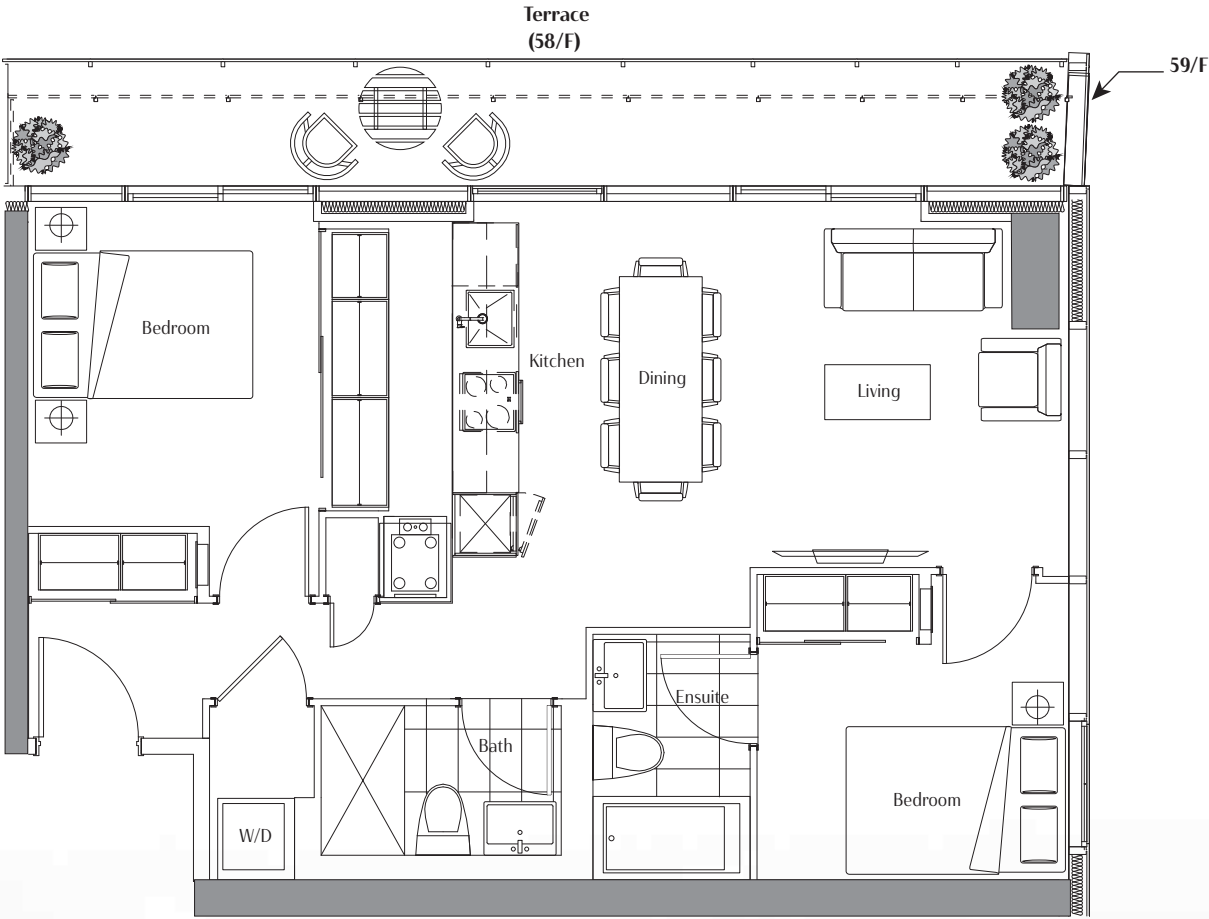
Floors 33-39

CONCORD
sky

ALL DIMENSIONS ARE APPROXIMATE AND SUBJECT TO NORMAL CONSTRUCTION VARIANCES. DIMENSIONS MAY EXCEED THE USEABLE FLOOR AREA. SIZES AND SPECIFICATIONS SUBJECT TO CHANGE WITHOUT NOTICE. FURNITURE IS DISPLAYED FOR ILLUSTRATION PURPOSES ONLY AND DOES NOT NECESSARILY REFLECT THE ELECTRICAL PLAN FOR THE SUITE. SUITES ARE SOLD UNFURNISHED. E. & O. E.

Model:
028

TWO BEDROOM
Enclosed: 779 SQ.FT.
Balcony: 171 SQ.FT.
(59F)
Terrace: 198 SQ.FT.
(58/F)



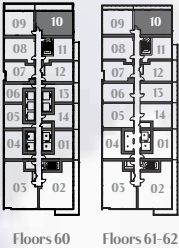
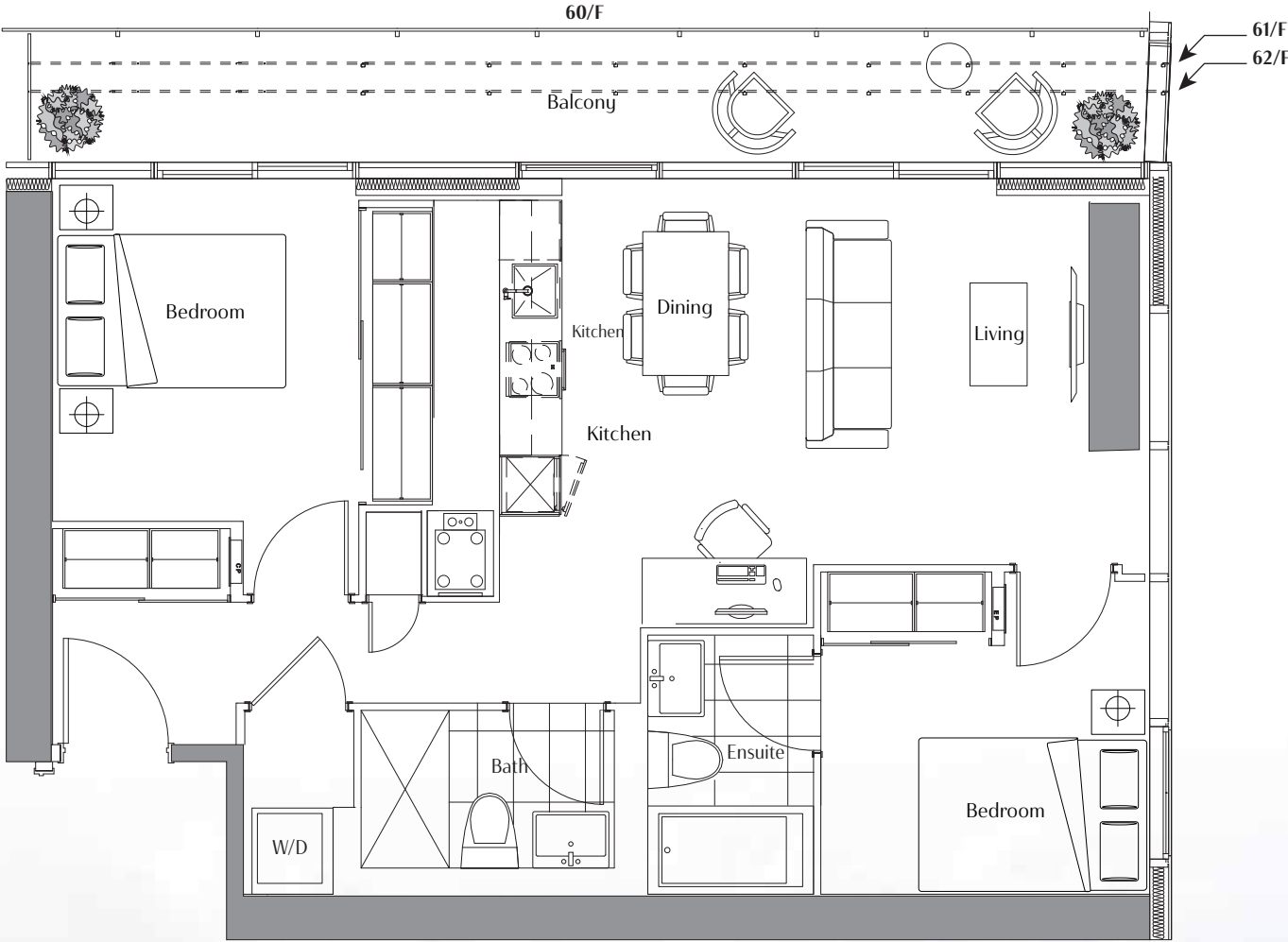
Floors 58-59

CONCORD
sky

ALL DIMENSIONS ARE APPROXIMATE AND SUBJECT TO NORMAL CONSTRUCTION VARIANCES. DIMENSIONS MAY EXCEED THE USEABLE FLOOR AREA. SIZES AND SPECIFICATIONS SUBJECT TO CHANGE WITHOUT NOTICE. FURNITURE IS DISPLAYED FOR ILLUSTRATION PURPOSES ONLY AND DOES NOT NECESSARILY REFLECT THE ELECTRICAL PLAN FOR THE SUITE. SUITES ARE SOLD UNFURNISHED. E. & O. E.

Model:
028A

TWO BEDROOM
Enclosed: 779 SQ.FT.
Balcony: 75-133 SQ.FT.
(62/F -60/F)



ALL DIMENSIONS ARE APPROXIMATE AND SUBJECT TO NORMAL CONSTRUCTION VARIANCES. DIMENSIONS MAY EXCEED THE USEABLE FLOOR AREA. SIZES AND SPECIFICATIONS SUBJECT TO CHANGE WITHOUT NOTICE. FURNITURE IS DISPLAYED FOR ILLUSTRATION PURPOSES ONLY AND DOES NOT NECESSARILY REFLECT THE ELECTRICAL PLAN FOR THE SUITE. SUITES ARE SOLD UNFURNISHED. E. & O. E.

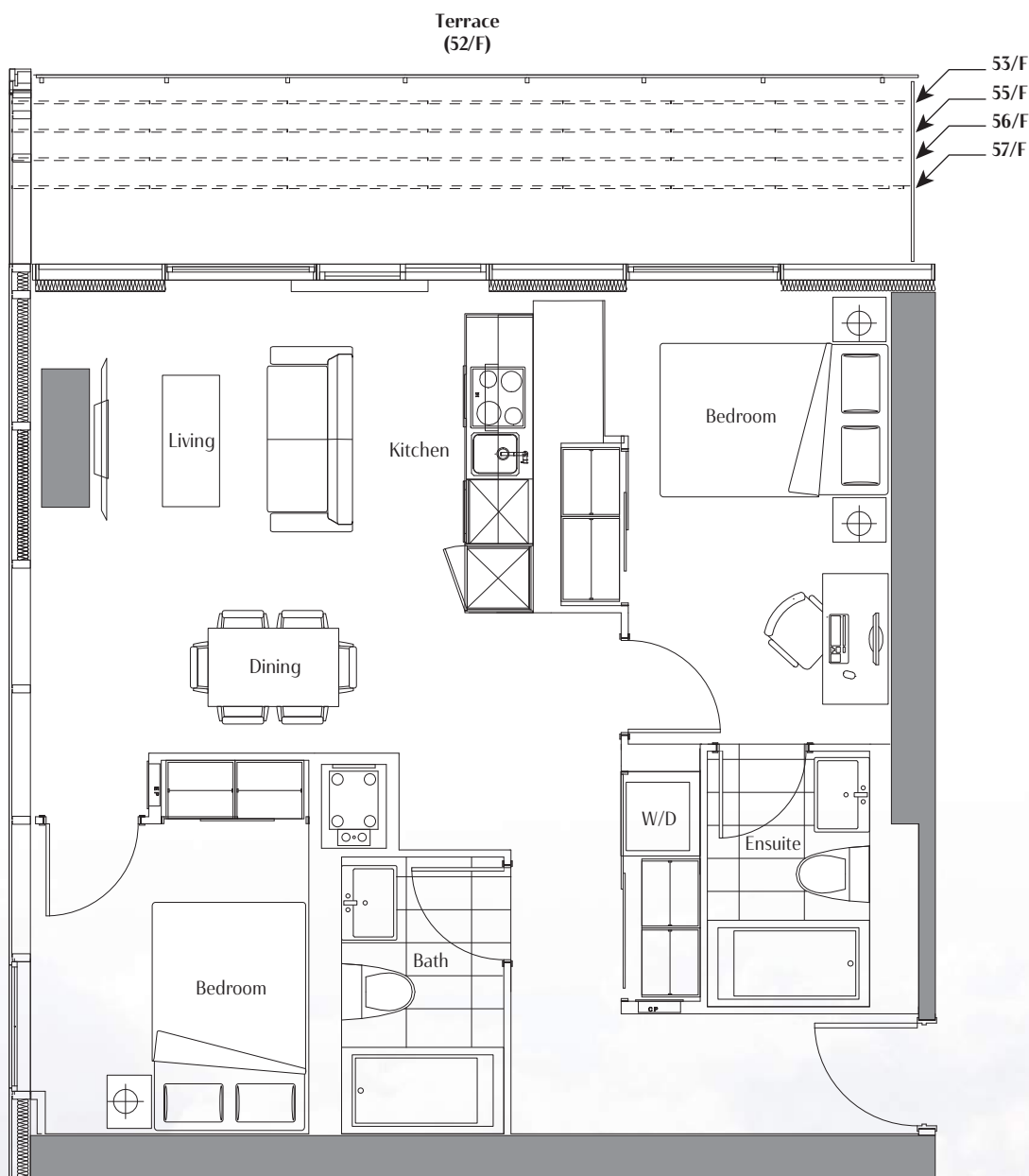
Model:
029

TWO BEDROOM

Enclosed: 791 SQ.FT.

Balcony: 54-132 SQ.FT.
(57/F -53/F)

Terrace: 156 SQ.FT.(52/F)



Floors 52-57

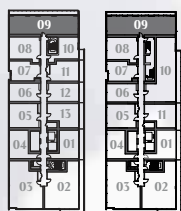
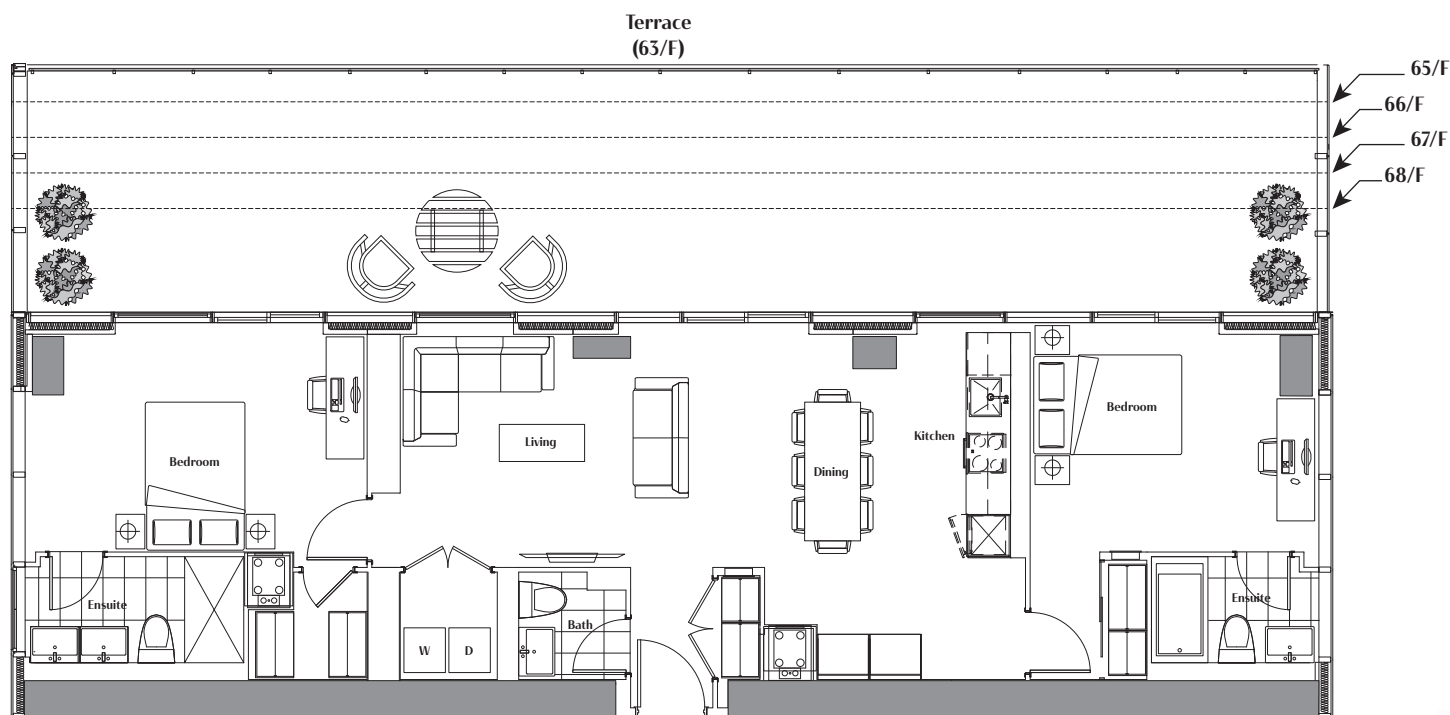
CONCORD
sky

ALL DIMENSIONS ARE APPROXIMATE AND SUBJECT TO NORMAL CONSTRUCTION VARIANCES. DIMENSIONS MAY EXCEED THE USEABLE FLOOR AREA. SIZES AND SPECIFICATIONS SUBJECT TO CHANGE WITHOUT NOTICE. FURNITURE IS DISPLAYED FOR ILLUSTRATION PURPOSES ONLY AND DOES NOT NECESSARILY REFLECT THE ELECTRICAL PLAN FOR THE SUITE. SUITES ARE SOLD UNFURNISHED. E. & O. E.

Model:
030

TWO BEDROOM

Enclosed: 1171 SQ.FT.
Balcony: 164-321 SQ.FT.
(68/F - 65/F)
Terrace: 374 SQ.FT.(63/F)

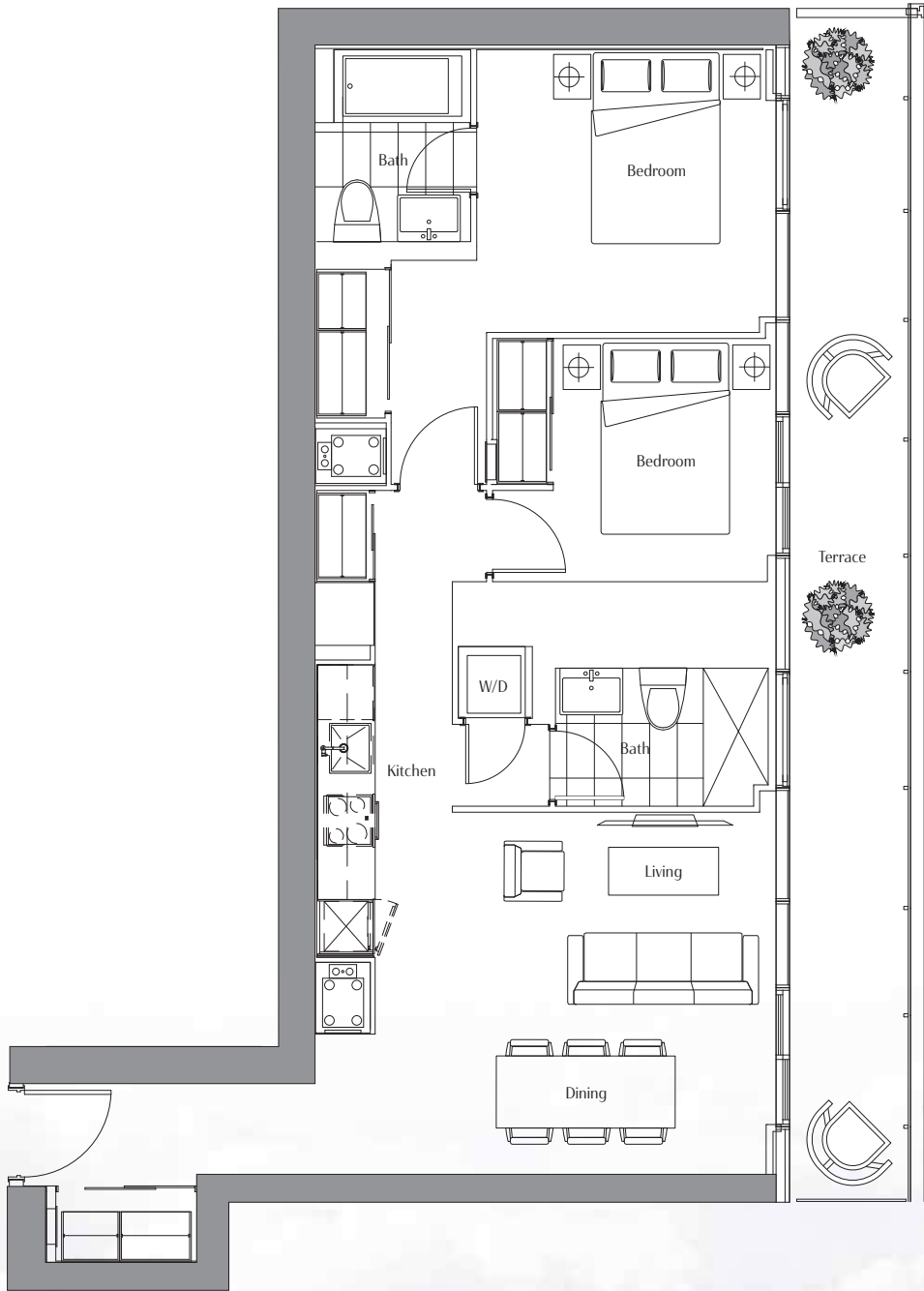


CONCORD
sky

ALL DIMENSIONS ARE APPROXIMATE AND SUBJECT TO NORMAL CONSTRUCTION VARIANCES. DIMENSIONS MAY EXCEED THE USEABLE FLOOR AREA. SIZES AND SPECIFICATIONS SUBJECT TO CHANGE WITHOUT NOTICE. FURNITURE IS DISPLAYED FOR ILLUSTRATION PURPOSES ONLY AND DOES NOT NECESSARILY REFLECT THE ELECTRICAL PLAN FOR THE SUITE. SUITES ARE SOLD UNFURNISHED. E. & O. E.

Model:
065

TWO BEDROOM
Enclosed: 915 SQ.FT.
Terrace: 184 SQ.FT.



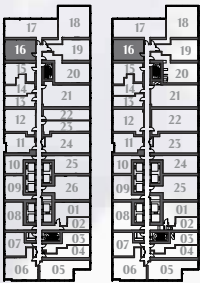
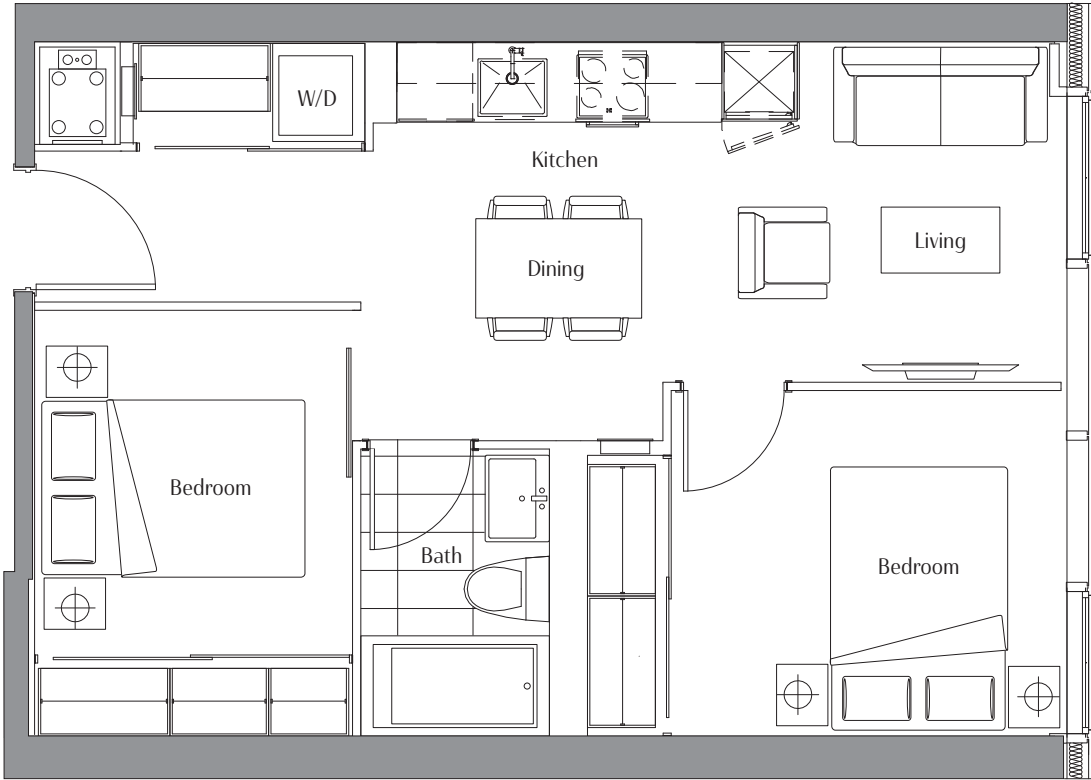
Floor 25



ALL DIMENSIONS ARE APPROXIMATE AND SUBJECT TO NORMAL CONSTRUCTION VARIANCES. DIMENSIONS MAY EXCEED THE USEABLE FLOOR AREA. SIZES AND SPECIFICATIONS SUBJECT TO CHANGE WITHOUT NOTICE. FURNITURE IS DISPLAYED FOR ILLUSTRATION PURPOSES ONLY AND DOES NOT NECESSARILY REFLECT THE ELECTRICAL PLAN FOR THE SUITE. SUITES ARE SOLD UNFURNISHED. E. & O. E.

Model:
117

TWO BEDROOM
Enclosed: 595 SQ.FT.

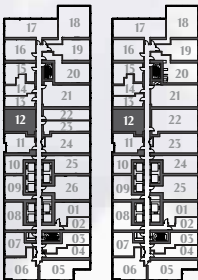
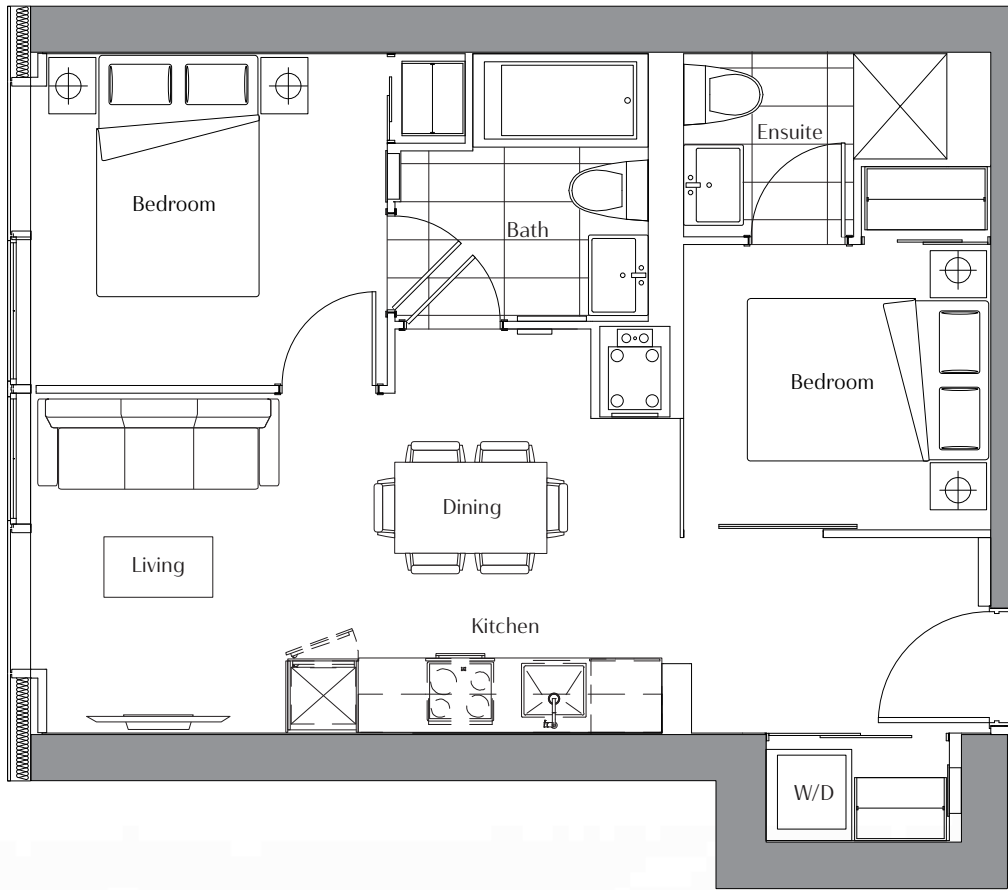


CONCORD
sky

ALL DIMENSIONS ARE APPROXIMATE AND SUBJECT TO NORMAL CONSTRUCTION VARIANCES. DIMENSIONS MAY EXCEED THE USEABLE FLOOR AREA. SIZES AND SPECIFICATIONS SUBJECT TO CHANGE WITHOUT NOTICE. FURNITURE IS DISPLAYED FOR ILLUSTRATION PURPOSES ONLY AND DOES NOT NECESSARILY REFLECT THE ELECTRICAL PLAN FOR THE SUITE. SUITES ARE SOLD UNFURNISHED. E. & O. E.

Model:
118

TWO BEDROOM
Enclosed: 648 SQ.FT.

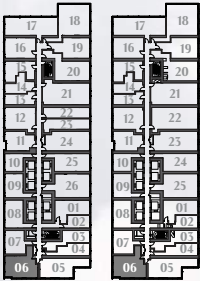


ALL DIMENSIONS ARE APPROXIMATE AND SUBJECT TO NORMAL CONSTRUCTION VARIANCES. DIMENSIONS MAY EXCEED THE USEABLE FLOOR AREA. SIZES AND SPECIFICATIONS SUBJECT TO CHANGE WITHOUT NOTICE. FURNITURE IS DISPLAYED FOR ILLUSTRATION PURPOSES ONLY AND DOES NOT NECESSARILY REFLECT THE ELECTRICAL PLAN FOR THE SUITE. SUITES ARE SOLD UNFURNISHED. E. & O. E.



Model:
119

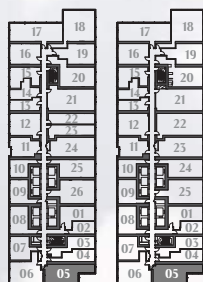
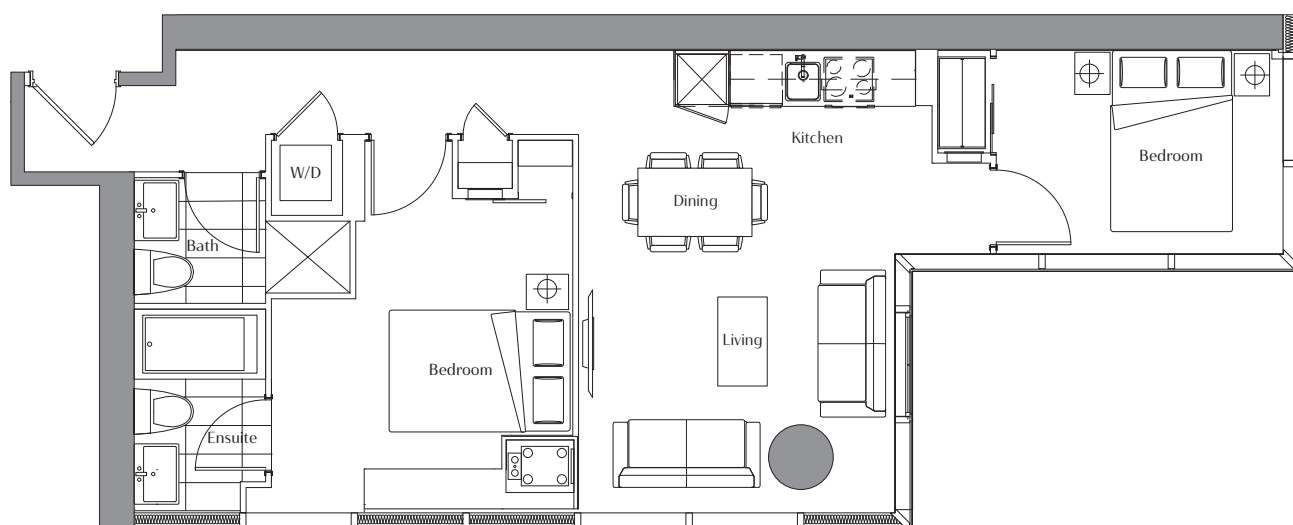
TWO BEDROOM
Enclosed: 705 SQ.FT.



ALL DIMENSIONS ARE APPROXIMATE AND SUBJECT TO NORMAL CONSTRUCTION VARIANCES. DIMENSIONS MAY EXCEED THE USEABLE FLOOR AREA. SIZES AND SPECIFICATIONS SUBJECT TO CHANGE WITHOUT NOTICE. FURNITURE IS DISPLAYED FOR ILLUSTRATION PURPOSES ONLY AND DOES NOT NECESSARILY REFLECT THE ELECTRICAL PLAN FOR THE SUITE. SUITES ARE SOLD UNFURNISHED. E. & O. E.

Model:
120

TWO BEDROOM
Enclosed: 763 SQ.FT.



Floors 11-15

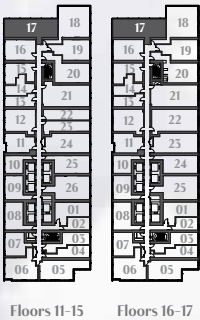
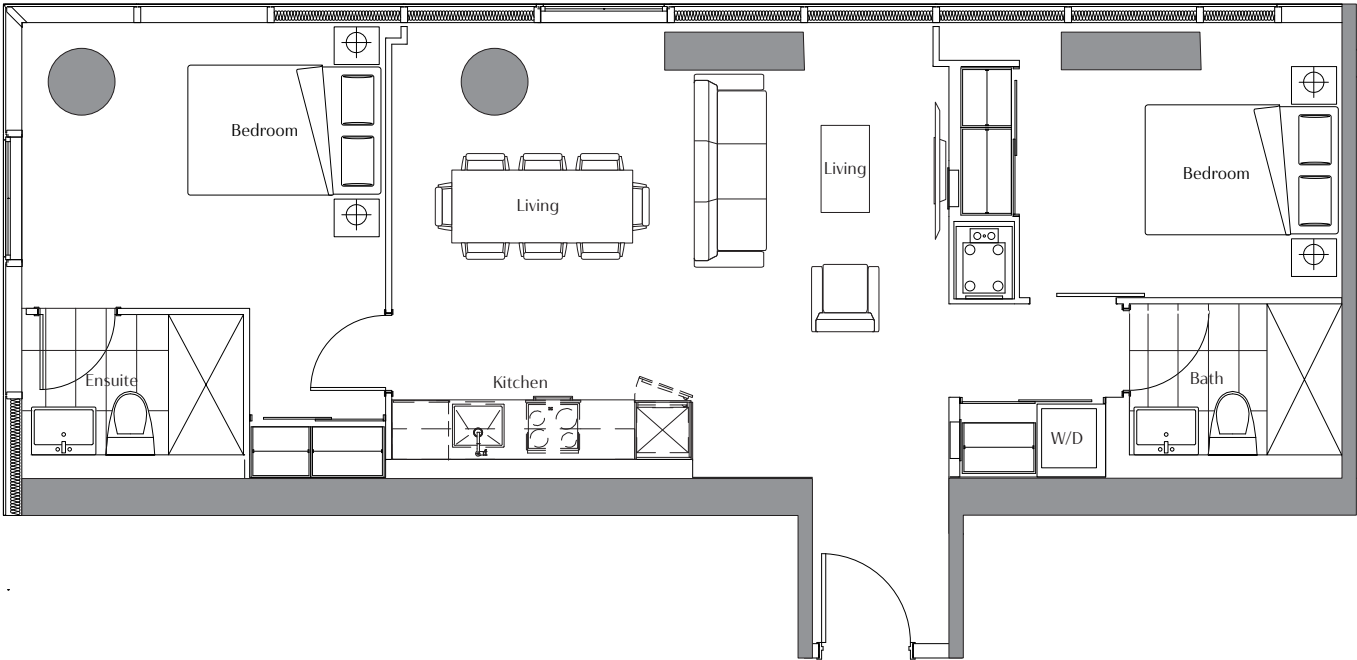
Floors 16-17

ALL DIMENSIONS ARE APPROXIMATE AND SUBJECT TO NORMAL CONSTRUCTION VARIANCES. DIMENSIONS MAY EXCEED THE USEABLE FLOOR AREA. SIZES AND SPECIFICATIONS SUBJECT TO CHANGE WITHOUT NOTICE. FURNITURE IS DISPLAYED FOR ILLUSTRATION PURPOSES ONLY AND DOES NOT NECESSARILY REFLECT THE ELECTRICAL PLAN FOR THE SUITE. SUITES ARE SOLD UNFURNISHED. E. & O. E.

CONCORD
sky

Model:
121

TWO BEDROOM
Enclosed: 895 SQ.FT.



CONCORD
sky

ALL DIMENSIONS ARE APPROXIMATE AND SUBJECT TO NORMAL CONSTRUCTION VARIANCES. DIMENSIONS MAY EXCEED THE USEABLE FLOOR AREA. SIZES AND SPECIFICATIONS SUBJECT TO CHANGE WITHOUT NOTICE. FURNITURE IS DISPLAYED FOR ILLUSTRATION PURPOSES ONLY AND DOES NOT NECESSARILY REFLECT THE ELECTRICAL PLAN FOR THE SUITE. SUITES ARE SOLD UNFURNISHED. E. & O. E.

Model:

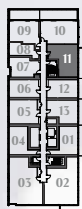
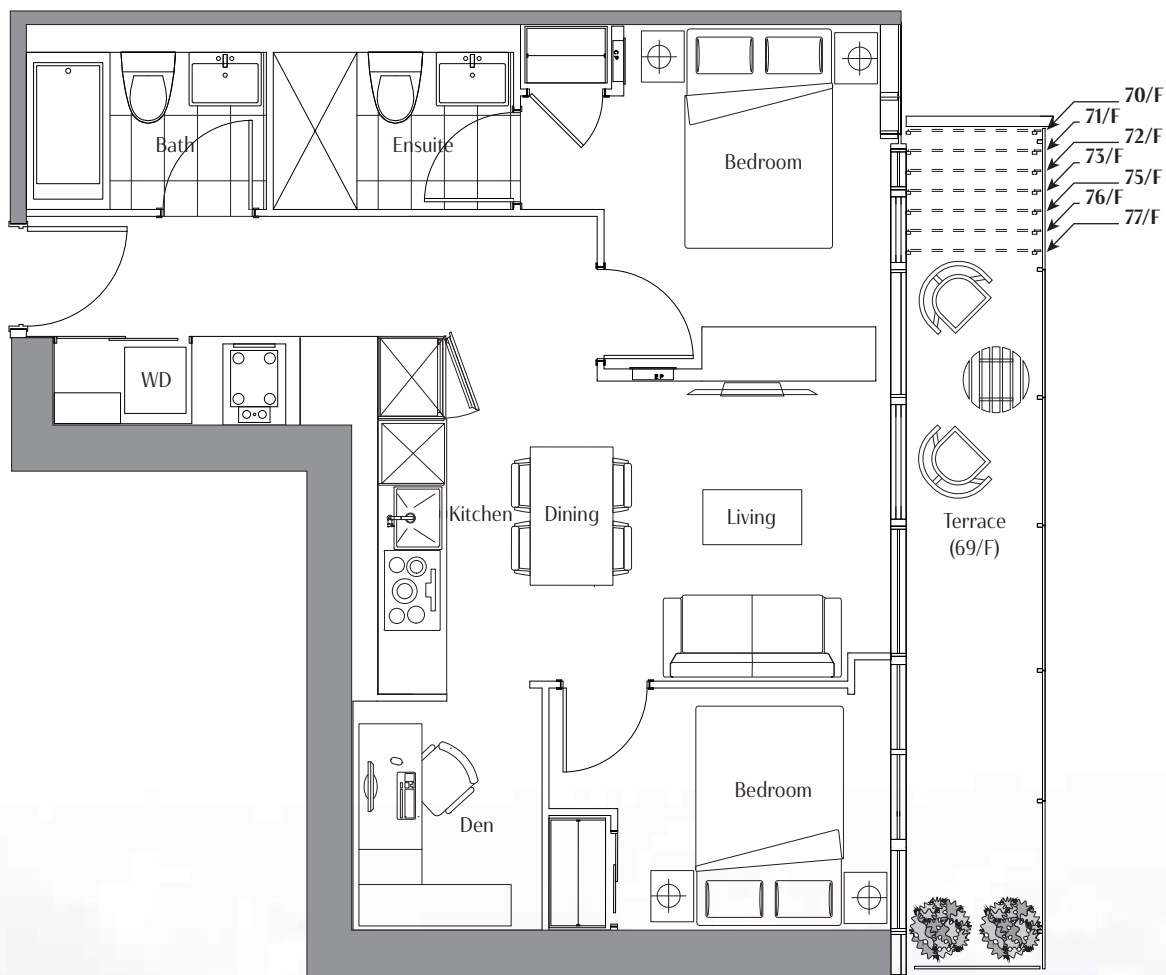
030A

TWO BEDROOM + DEN

Enclosed: 723 SQ.FT.

Balcony: 89-111 SQ.FT.
(77/F - 70/F)

Terrace: 111 SQ.FT.(69/F)



Floors 69-77



CONCORD
sky

ALL DIMENSIONS ARE APPROXIMATE AND SUBJECT TO NORMAL CONSTRUCTION VARIANCES. DIMENSIONS MAY EXCEED THE USEABLE FLOOR AREA. SIZES AND SPECIFICATIONS SUBJECT TO CHANGE WITHOUT NOTICE. FURNITURE IS DISPLAYED FOR ILLUSTRATION PURPOSES ONLY AND DOES NOT NECESSARILY REFLECT THE ELECTRICAL PLAN FOR THE SUITE. SUITES ARE SOLD UNFURNISHED. E. & O. E.

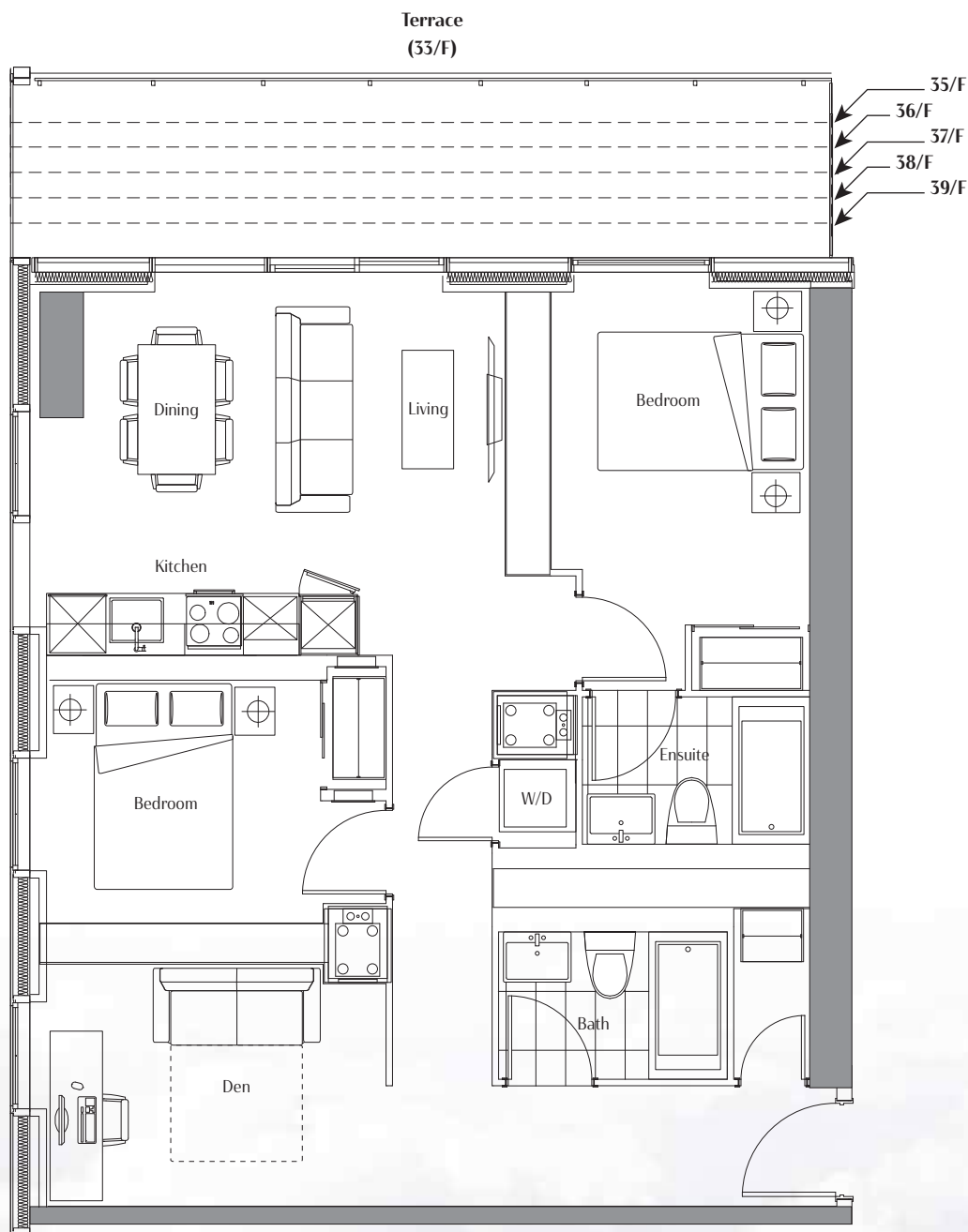
Model:
031

TWO BEDROOM + DEN

Enclosed: 921 SQ.FT.

Balcony: 18-110 SQ.FT.
(39/F - 35/F)

Terrace: 134 SQ.FT.(33/F)



Floors 33-39

ALL DIMENSIONS ARE APPROXIMATE AND SUBJECT TO NORMAL CONSTRUCTION VARIANCES. DIMENSIONS MAY EXCEED THE USEABLE FLOOR AREA. SIZES AND SPECIFICATIONS SUBJECT TO CHANGE WITHOUT NOTICE. FURNITURE IS DISPLAYED FOR ILLUSTRATION PURPOSES ONLY AND DOES NOT NECESSARILY REFLECT THE ELECTRICAL PLAN FOR THE SUITE. SUITES ARE SOLD UNFURNISHED. E. & O. E.

CONCORD
sky

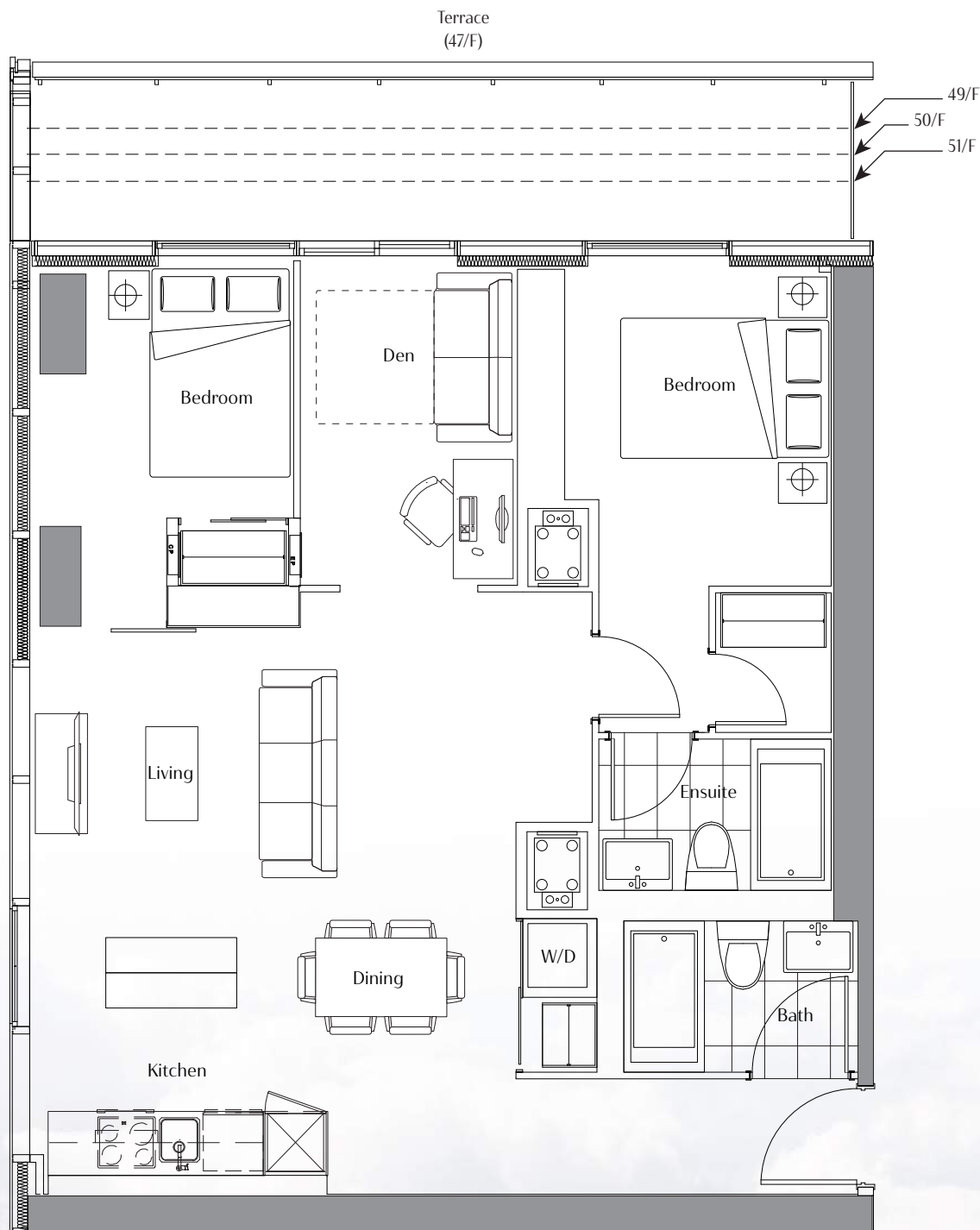
Model:
032

TWO BEDROOM + DEN

Enclosed: 928 SQ.FT.

Balcony: 51-98 SQ.FT.
(51/F - 49/F)

Terrace: 144 SQ.FT. (47/F)



Floors 47-51

CONCORD
sky

ALL DIMENSIONS ARE APPROXIMATE AND SUBJECT TO NORMAL CONSTRUCTION VARIANCES. DIMENSIONS MAY EXCEED THE USEABLE FLOOR AREA. SIZES AND SPECIFICATIONS SUBJECT TO CHANGE WITHOUT NOTICE. FURNITURE IS DISPLAYED FOR ILLUSTRATION PURPOSES ONLY AND DOES NOT NECESSARILY REFLECT THE ELECTRICAL PLAN FOR THE SUITE. SUITES ARE SOLD UNFURNISHED. E. & O. E.

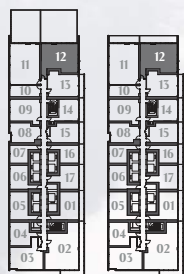
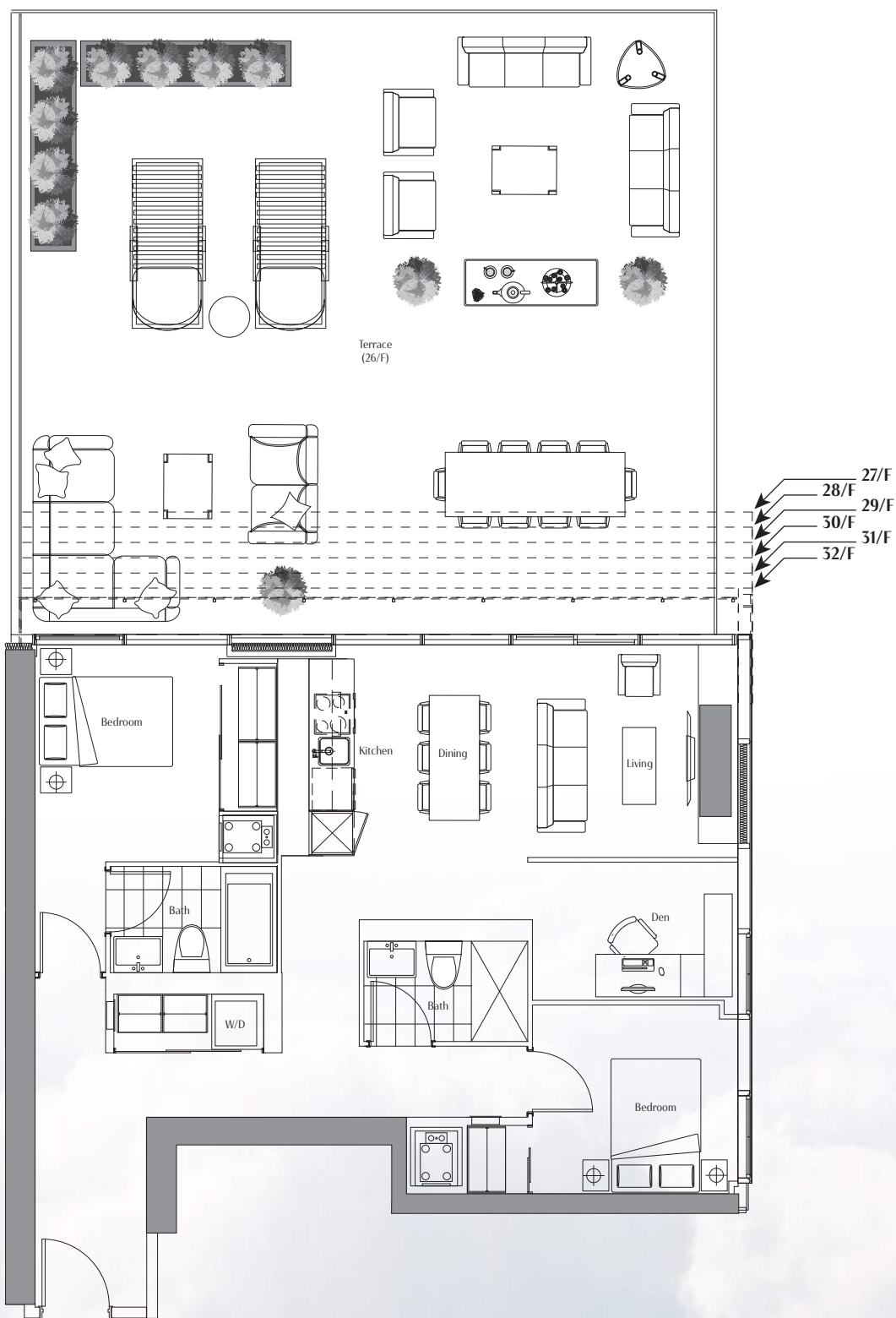
Model:
033

TWO BEDROOM + DEN

Enclosed: 943 SQ.FT.

Balcony: 35-180 SQ.FT.
(32/F - 27/F)

Terrace: 1020 SQ.FT.(26/F)



CONCORD
sky

ALL DIMENSIONS ARE APPROXIMATE AND SUBJECT TO NORMAL CONSTRUCTION VARIANCES. DIMENSIONS MAY EXCEED THE USEABLE FLOOR AREA. SIZES AND SPECIFICATIONS SUBJECT TO CHANGE WITHOUT NOTICE. FURNITURE IS DISPLAYED FOR ILLUSTRATION PURPOSES ONLY AND DOES NOT NECESSARILY REFLECT THE ELECTRICAL PLAN FOR THE SUITE. SUITES ARE SOLD UNFURNISHED. E. & O. E.

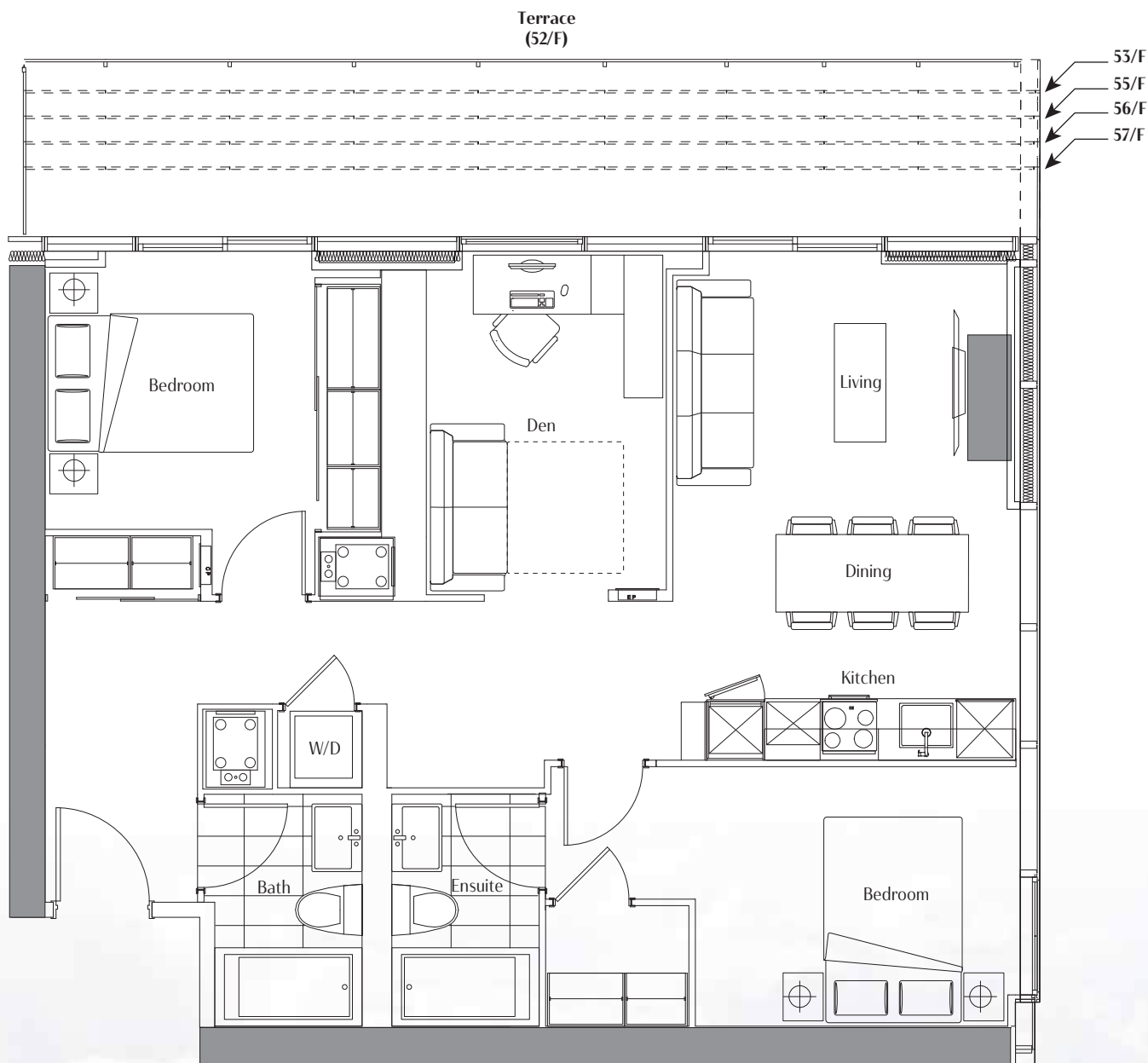
Model:
034

TWO BEDROOM + DEN

Enclosed: 940 SQ.FT.

Balcony: 68-164 SQ.FT.
(57/F - 53/F)

Terrace: 193 SQ.FT.(52/F)



Floors 52-57

ALL DIMENSIONS ARE APPROXIMATE AND SUBJECT TO NORMAL CONSTRUCTION VARIANCES. DIMENSIONS MAY EXCEED THE USEABLE FLOOR AREA. SIZES AND SPECIFICATIONS SUBJECT TO CHANGE WITHOUT NOTICE. FURNITURE IS DISPLAYED FOR ILLUSTRATION PURPOSES ONLY AND DOES NOT NECESSARILY REFLECT THE ELECTRICAL PLAN FOR THE SUITE. SUITES ARE SOLD UNFURNISHED. E. & O. E.

CONCORD
sky

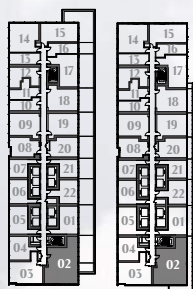
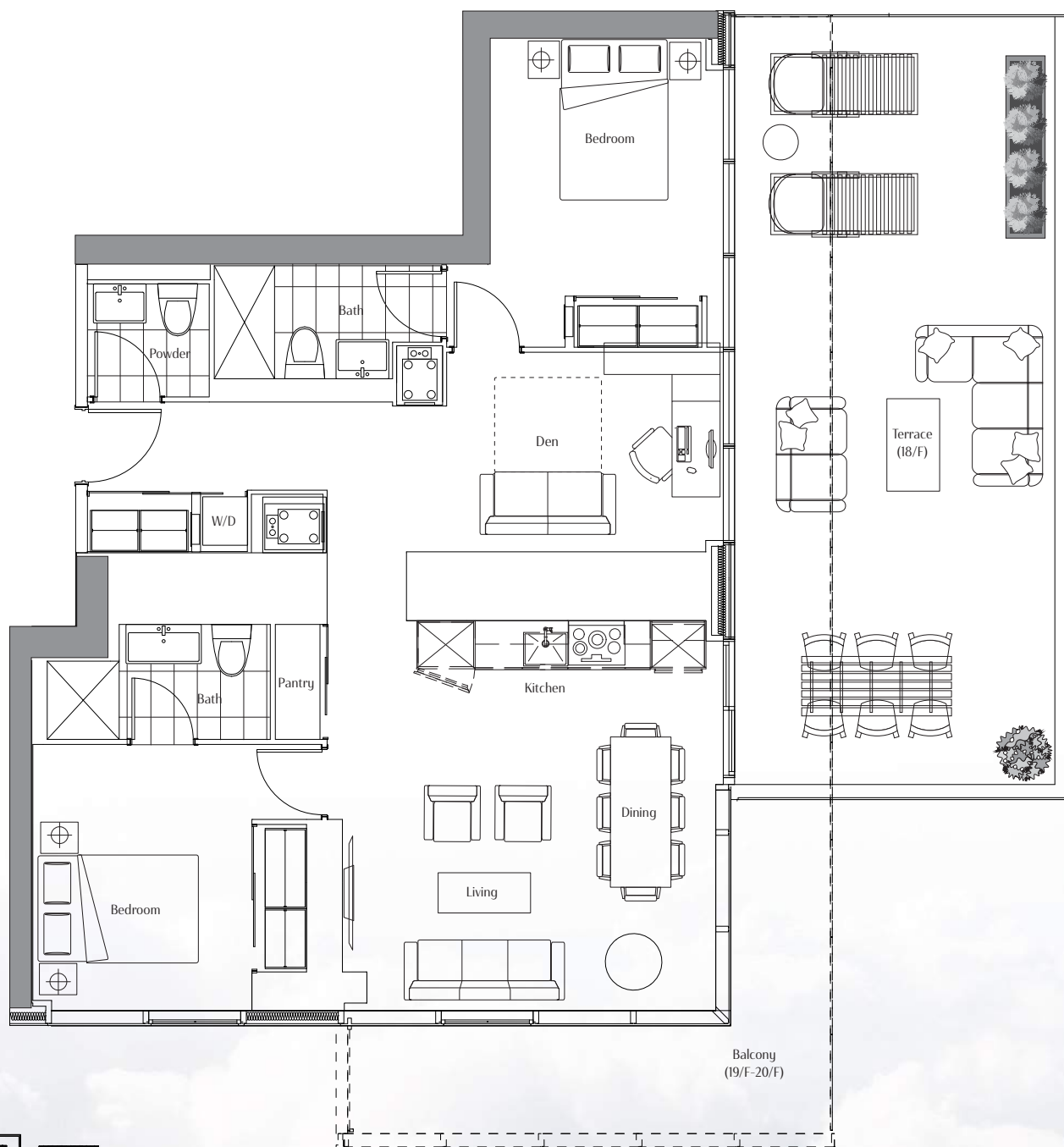
Model: 036

TWO BEDROOM + DEN

Enclosed: 1172 SQ.FT.

Balcony: 280 SQ.FT.
(19/F - 20/F)

Terrace: 472 SQ.FT. (18/F)



Floor 18

Floors 19-20

ALL DIMENSIONS ARE APPROXIMATE AND SUBJECT TO NORMAL CONSTRUCTION VARIANCES. DIMENSIONS MAY EXCEED THE USEABLE FLOOR AREA. SIZES AND SPECIFICATIONS SUBJECT TO CHANGE WITHOUT NOTICE. FURNITURE IS DISPLAYED FOR ILLUSTRATION PURPOSES ONLY AND DOES NOT NECESSARILY REFLECT THE ELECTRICAL PLAN FOR THE SUITE. SUITES ARE SOLD UNFURNISHED. E. & O. E.

CONCORD
sky

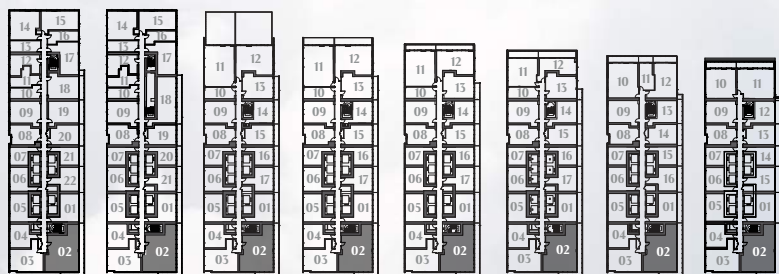
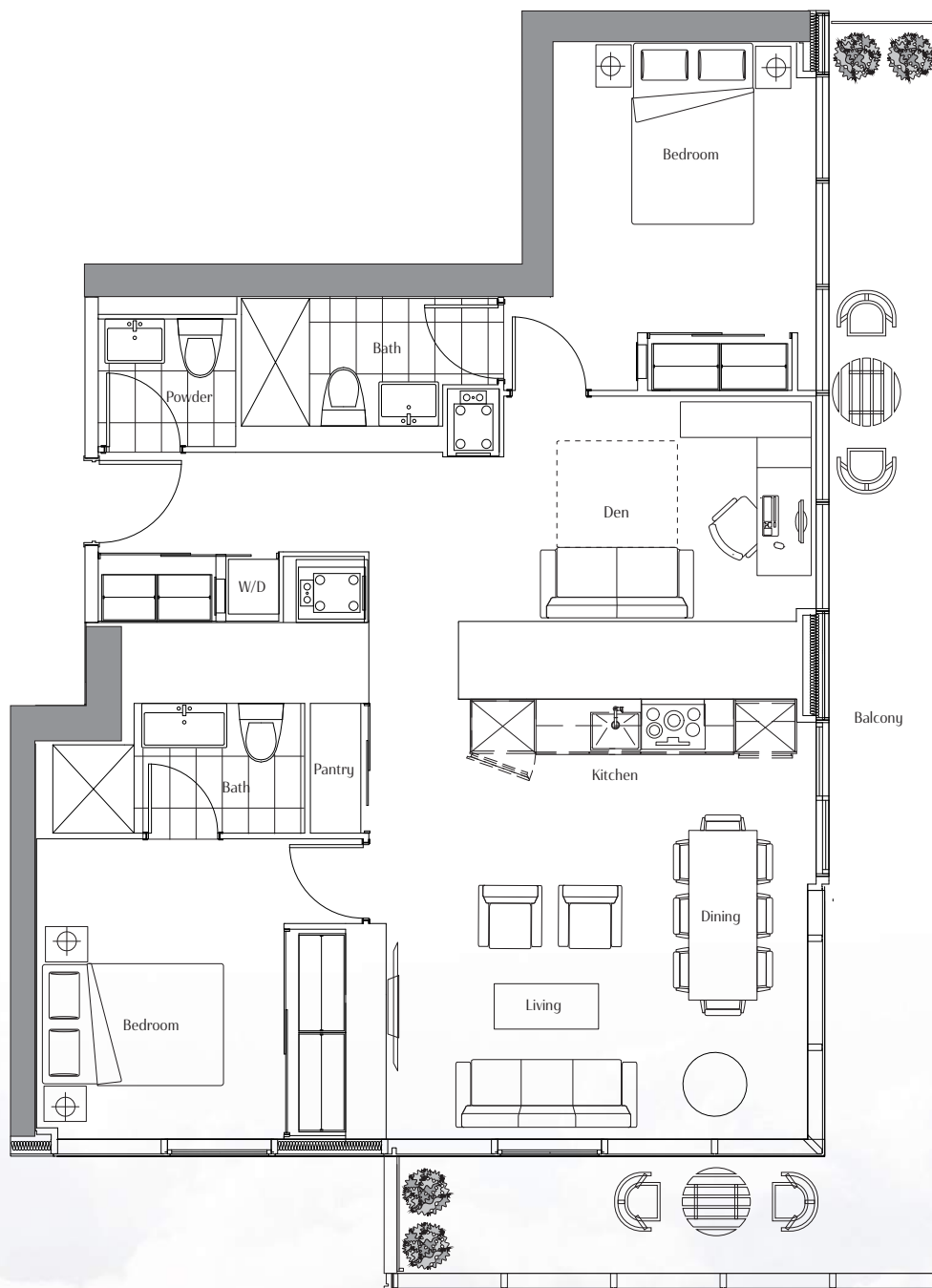
Model:

036A

TWO BEDROOM + DEN

Enclosed: 1172 SQ.FT.

Balcony: 280 SQ.FT.



Floors 21-23

Floor 25

Floor 26

Floors 27-32

Floors 33-39

Floors 40-46

Floors 47-51

Floors 52-57

ALL DIMENSIONS ARE APPROXIMATE AND SUBJECT TO NORMAL CONSTRUCTION VARIANCES. DIMENSIONS MAY EXCEED THE USEABLE FLOOR AREA. SIZES AND SPECIFICATIONS SUBJECT TO CHANGE WITHOUT NOTICE. FURNITURE IS DISPLAYED FOR ILLUSTRATION PURPOSES ONLY AND DOES NOT NECESSARILY REFLECT THE ELECTRICAL PLAN FOR THE SUITE. SUITES ARE SOLD UNFURNISHED. E. & O. E.

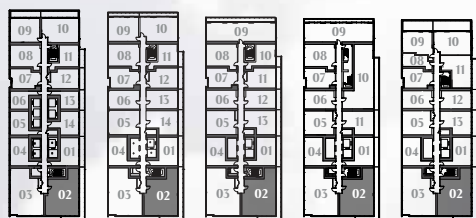
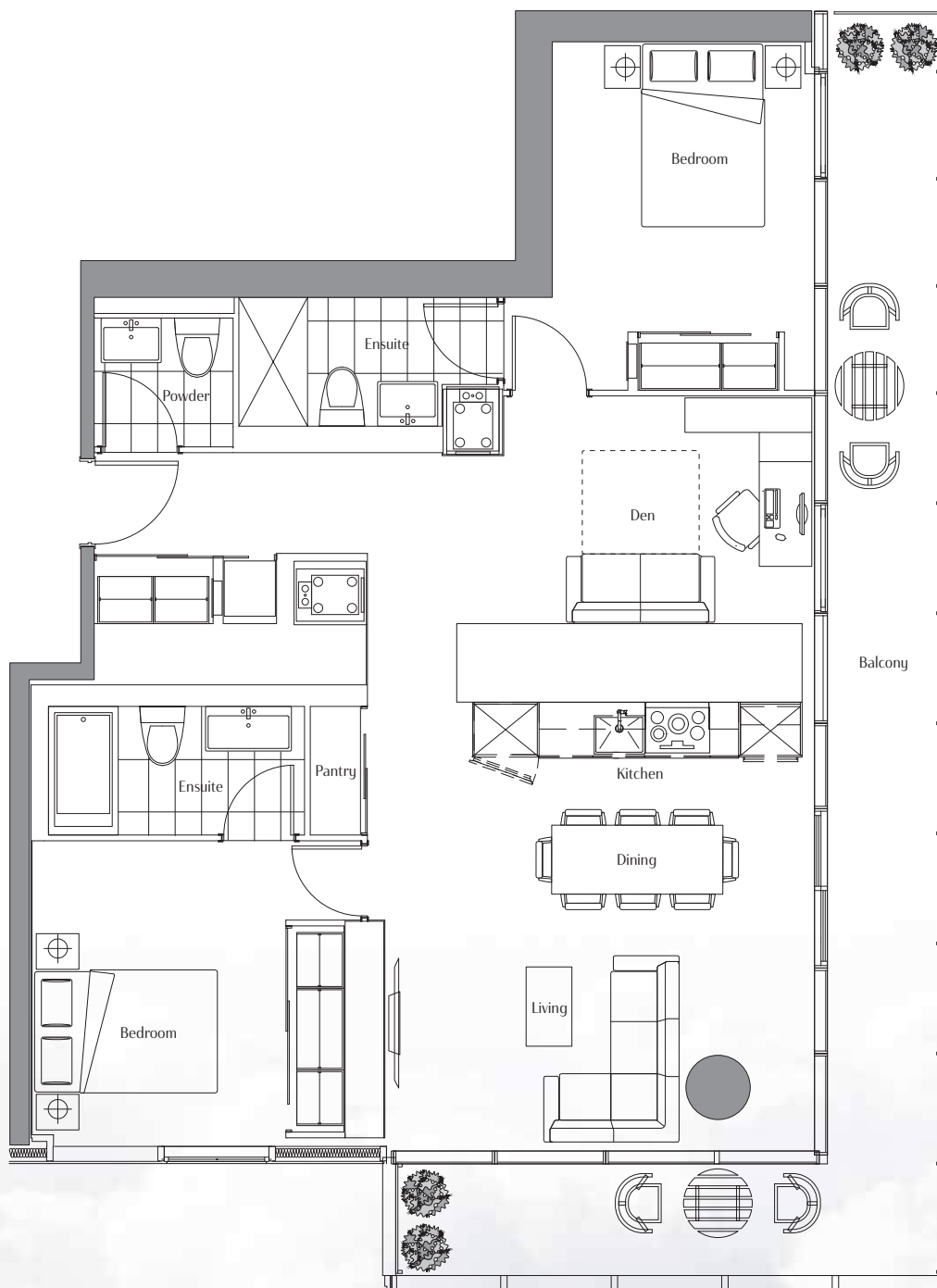
CONCORD
sky

Model:
037

TWO BEDROOM + DEN

Enclosed: 1183 SQ.FT.

Balcony: 280 SQ.FT.



Floors 58-60

Floors 61-62

Floors 63-67

Floors 68

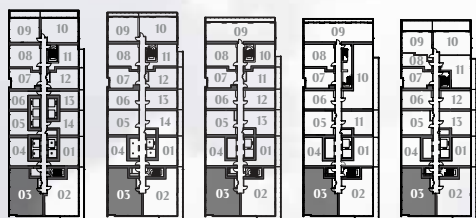
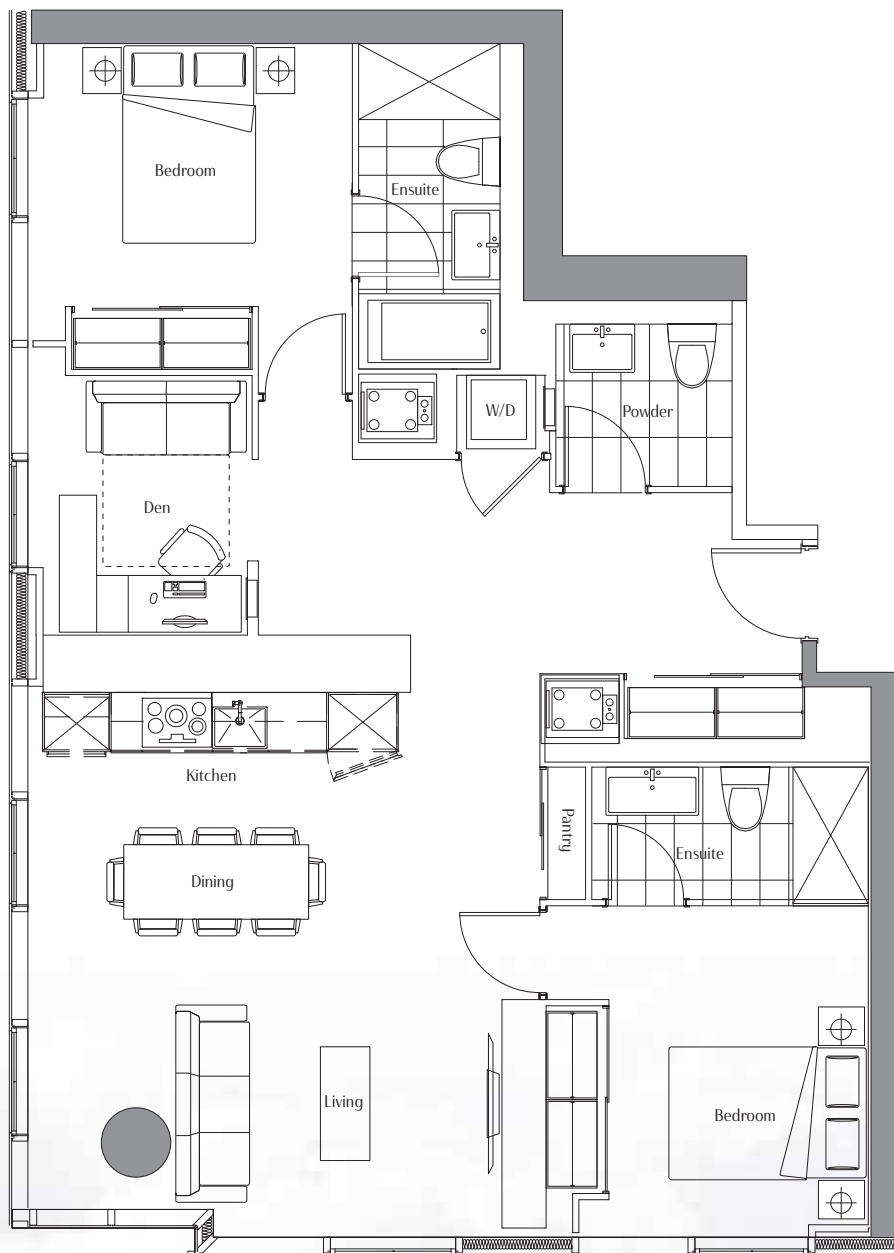
Floors 69-77

ALL DIMENSIONS ARE APPROXIMATE AND SUBJECT TO NORMAL CONSTRUCTION VARIANCES. DIMENSIONS MAY EXCEED THE USEABLE FLOOR AREA. SIZES AND SPECIFICATIONS SUBJECT TO CHANGE WITHOUT NOTICE. FURNITURE IS DISPLAYED FOR ILLUSTRATION PURPOSES ONLY AND DOES NOT NECESSARILY REFLECT THE ELECTRICAL PLAN FOR THE SUITE. SUITES ARE SOLD UNFURNISHED. E. & O. E.

CONCORD
sky

Model:
038

TWO BEDROOM + DEN
Enclosed: 1213 SQ.FT.



Floors 58-60 Floors 61-62 Floors 63-67 Floors 68 Floors 69-77

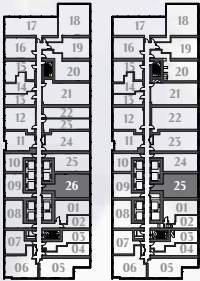
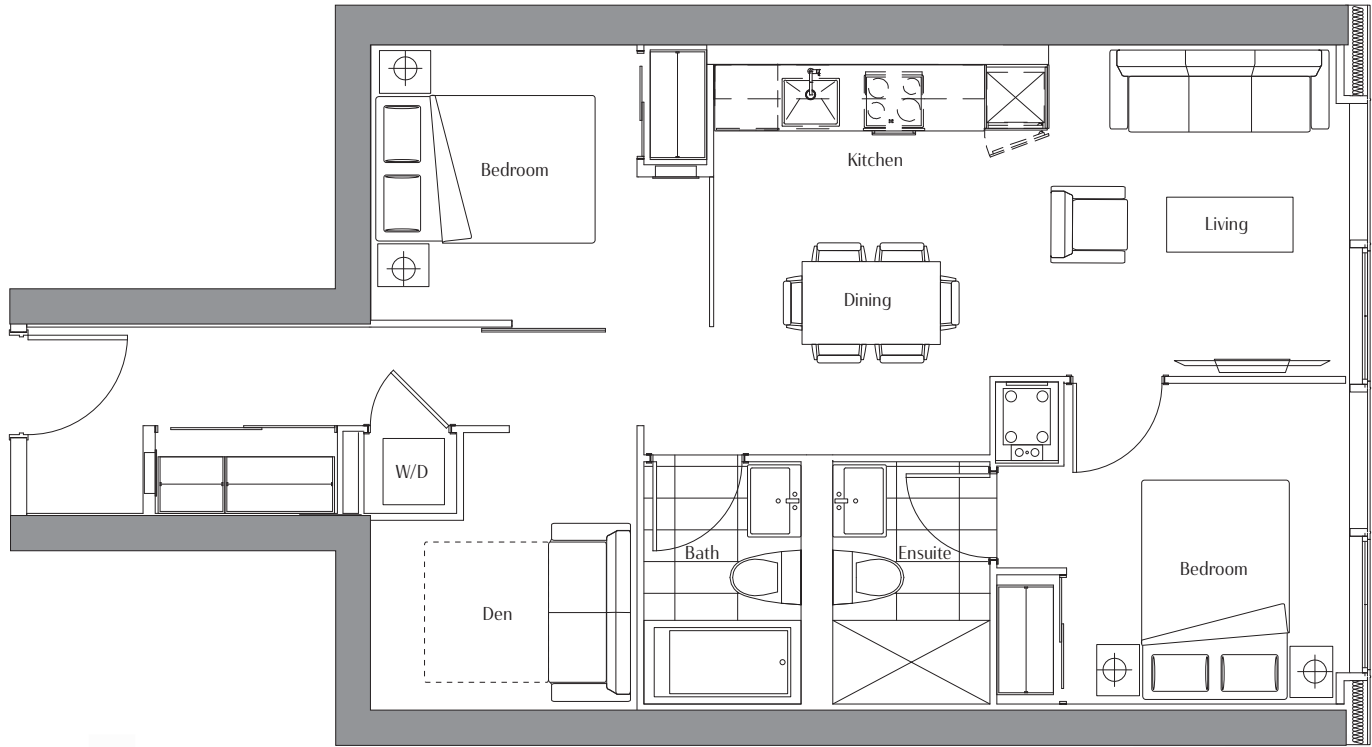


CONCORD
sky

ALL DIMENSIONS ARE APPROXIMATE AND SUBJECT TO NORMAL CONSTRUCTION VARIANCES. DIMENSIONS MAY EXCEED THE USEABLE FLOOR AREA. SIZES AND SPECIFICATIONS SUBJECT TO CHANGE WITHOUT NOTICE. FURNITURE IS DISPLAYED FOR ILLUSTRATION PURPOSES ONLY AND DOES NOT NECESSARILY REFLECT THE ELECTRICAL PLAN FOR THE SUITE. SUITES ARE SOLD UNFURNISHED. E. & O. E.

Model:
122

TWO BEDROOM + DEN
Enclosed: 902 SQ.FT.



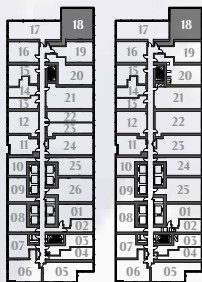
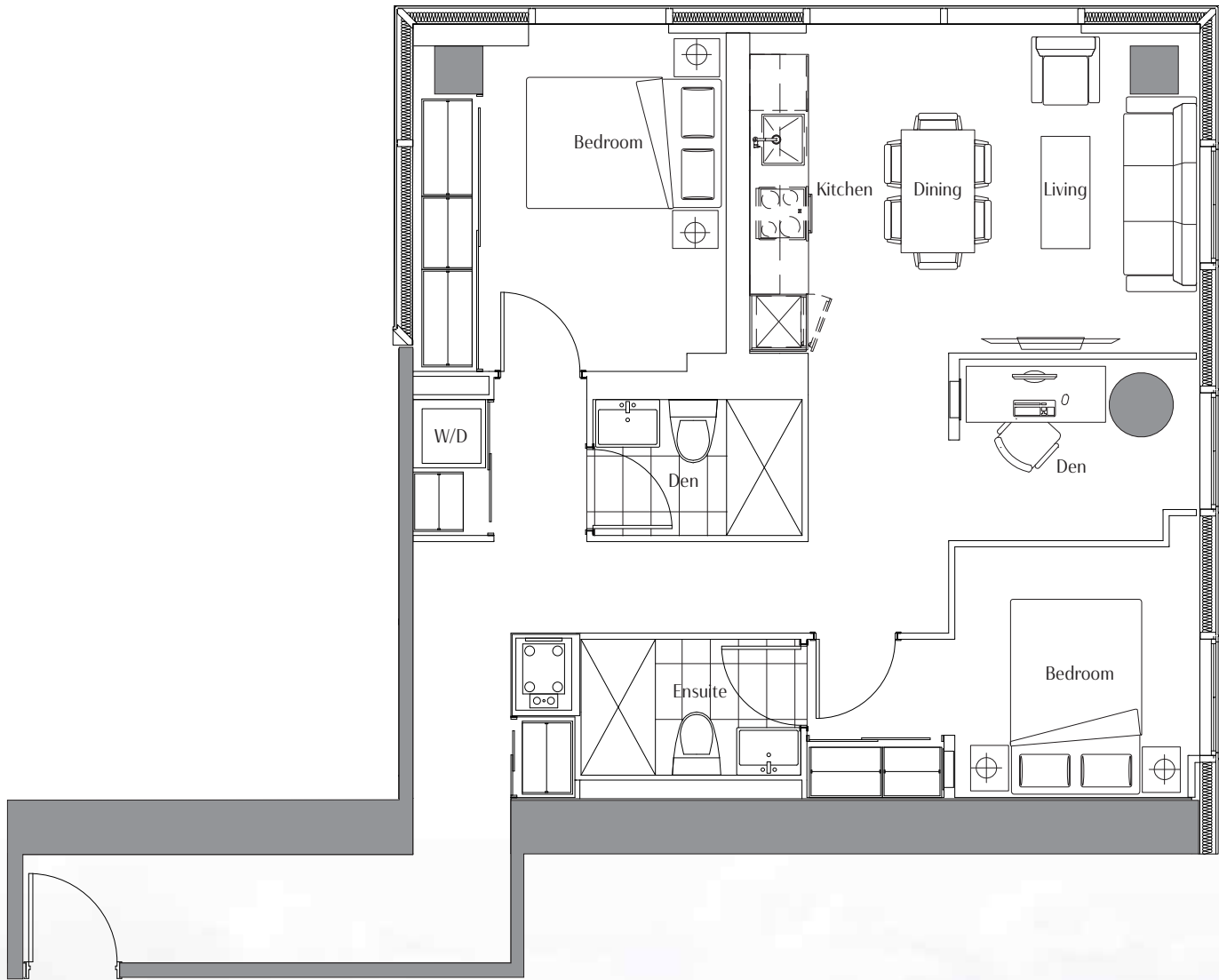
Floors 11-15 Floors 16-17



ALL DIMENSIONS ARE APPROXIMATE AND SUBJECT TO NORMAL CONSTRUCTION VARIANCES. DIMENSIONS MAY EXCEED THE USEABLE FLOOR AREA. SIZES AND SPECIFICATIONS SUBJECT TO CHANGE WITHOUT NOTICE. FURNITURE IS DISPLAYED FOR ILLUSTRATION PURPOSES ONLY AND DOES NOT NECESSARILY REFLECT THE ELECTRICAL PLAN FOR THE SUITE. SUITES ARE SOLD UNFURNISHED. E. & O. E.

Model:
123

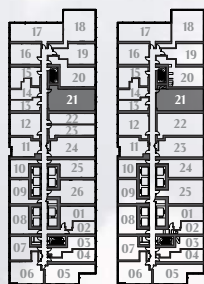
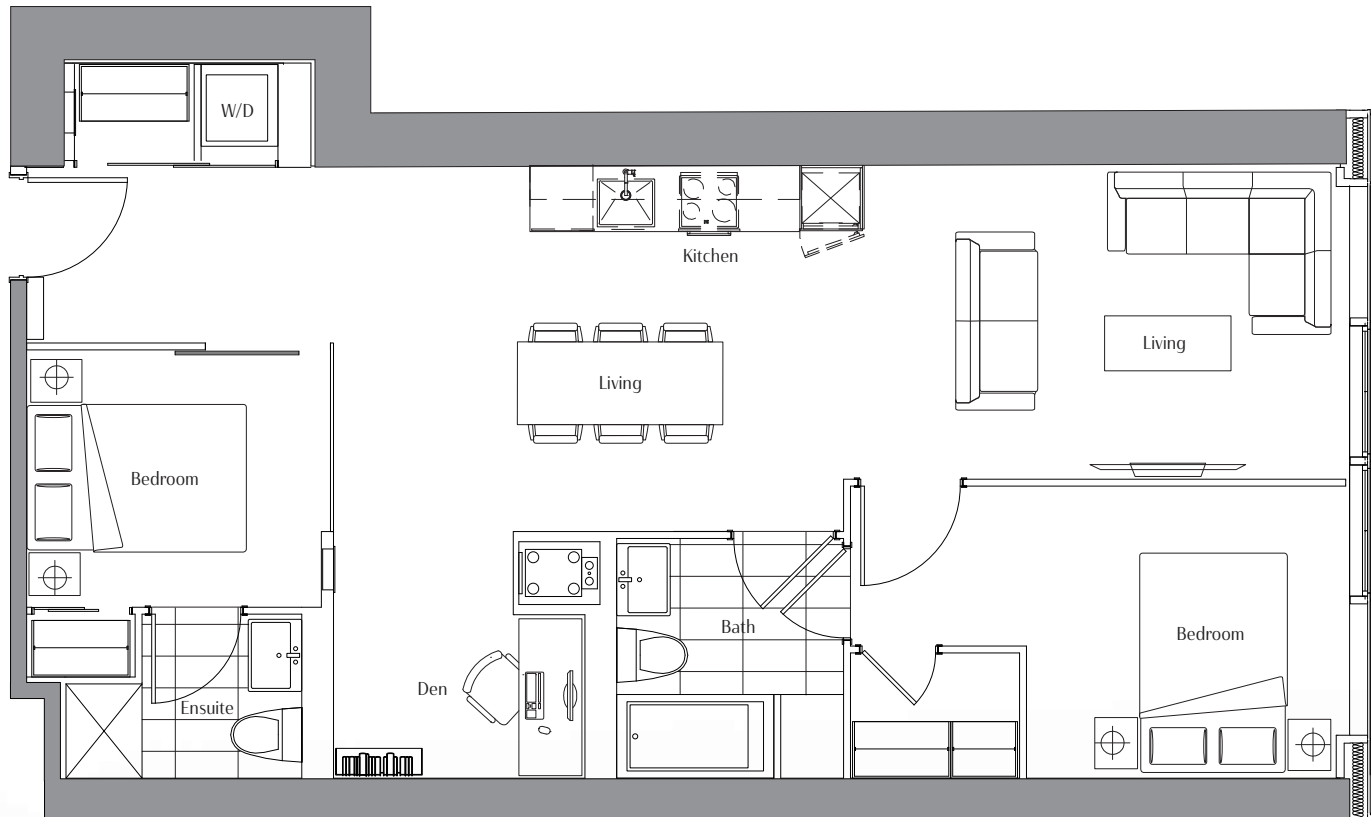
TWO BEDROOM+DEN
Enclosed: 969 SQ.FT.



ALL DIMENSIONS ARE APPROXIMATE AND SUBJECT TO NORMAL CONSTRUCTION VARIANCES. DIMENSIONS MAY EXCEED THE USEABLE FLOOR AREA. SIZES AND SPECIFICATIONS SUBJECT TO CHANGE WITHOUT NOTICE. FURNITURE IS DISPLAYED FOR ILLUSTRATION PURPOSES ONLY AND DOES NOT NECESSARILY REFLECT THE ELECTRICAL PLAN FOR THE SUITE. SUITES ARE SOLD UNFURNISHED. E. & O. E.

Model:
124

TWO BEDROOM+DEN
Enclosed: 990 SQ.FT.



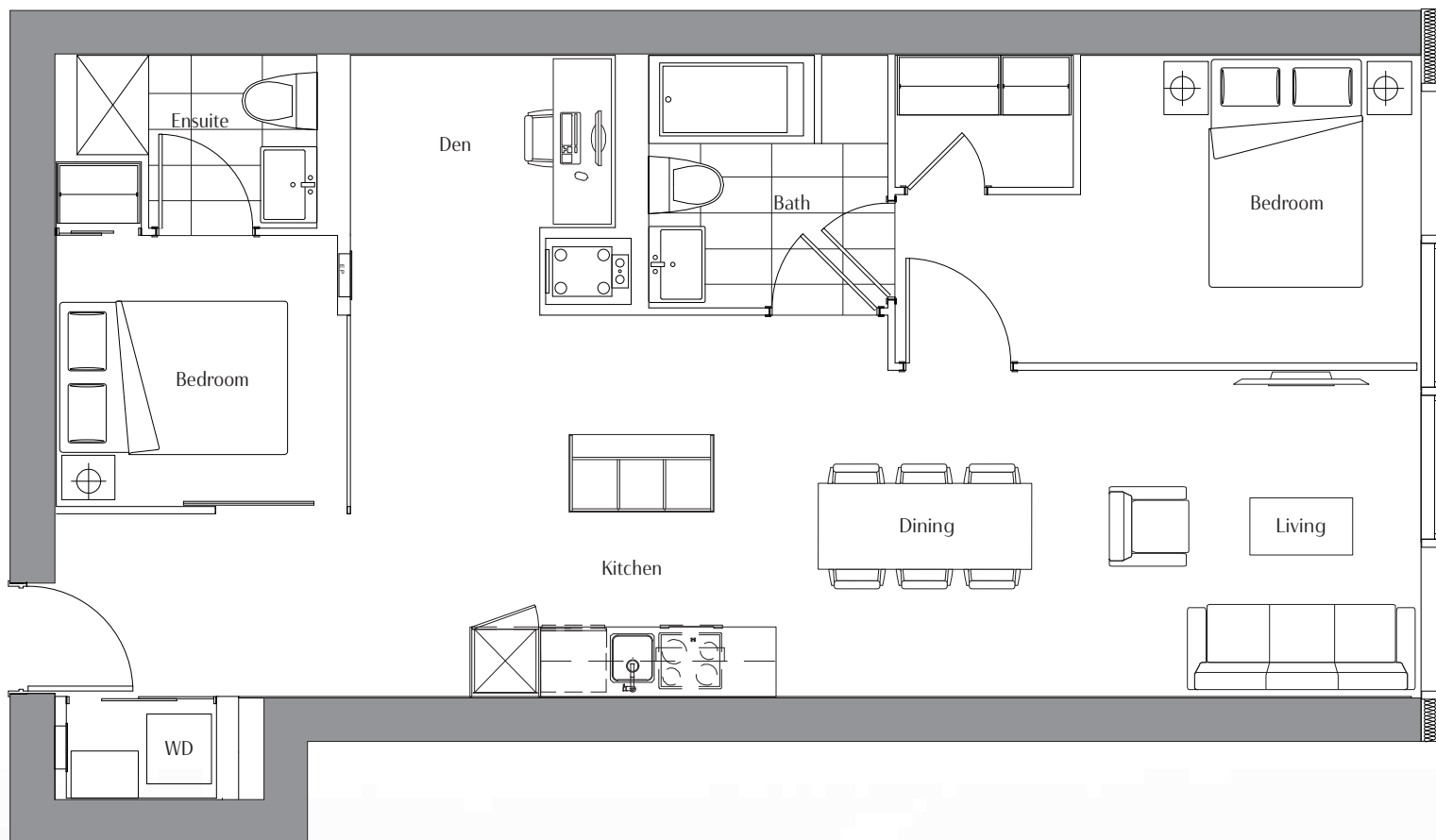
Floors 11-15 Floors 16-17



ALL DIMENSIONS ARE APPROXIMATE AND SUBJECT TO NORMAL CONSTRUCTION VARIANCES. DIMENSIONS MAY EXCEED THE USEABLE FLOOR AREA. SIZES AND SPECIFICATIONS SUBJECT TO CHANGE WITHOUT NOTICE. FURNITURE IS DISPLAYED FOR ILLUSTRATION PURPOSES ONLY AND DOES NOT NECESSARILY REFLECT THE ELECTRICAL PLAN FOR THE SUITE. SUITES ARE SOLD UNFURNISHED. E. & O. E.

Model:
125

TWO BEDROOM + DEN
Enclosed: 965 SQ.FT.



Floors 16-17

ALL DIMENSIONS ARE APPROXIMATE AND SUBJECT TO NORMAL CONSTRUCTION VARIANCES. DIMENSIONS MAY EXCEED THE USEABLE FLOOR AREA. SIZES AND SPECIFICATIONS SUBJECT TO CHANGE WITHOUT NOTICE. FURNITURE IS DISPLAYED FOR ILLUSTRATION PURPOSES ONLY AND DOES NOT NECESSARILY REFLECT THE ELECTRICAL PLAN FOR THE SUITE. SUITES ARE SOLD UNFURNISHED. E. & O. E.

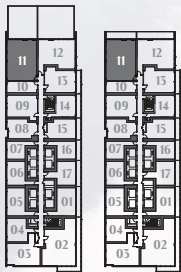
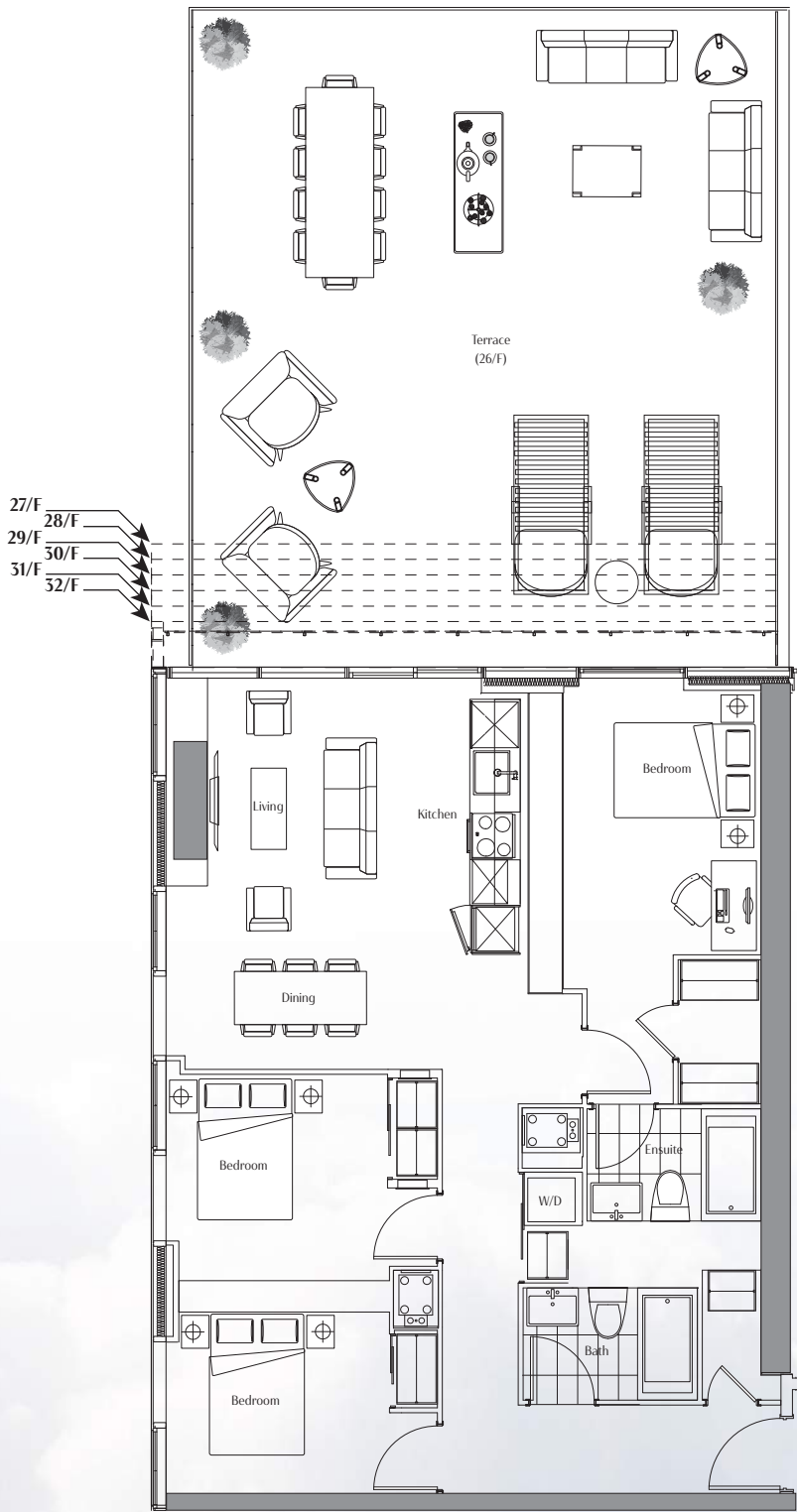
CONCORD
sky

Model:
035

THREE BEDROOM

Enclosed: 1055 SQ.FT.
Balcony: 29-122 SQ.FT.
(32/F - 27/F)

Terrace: 819 SQ.FT.(26/F)



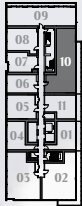
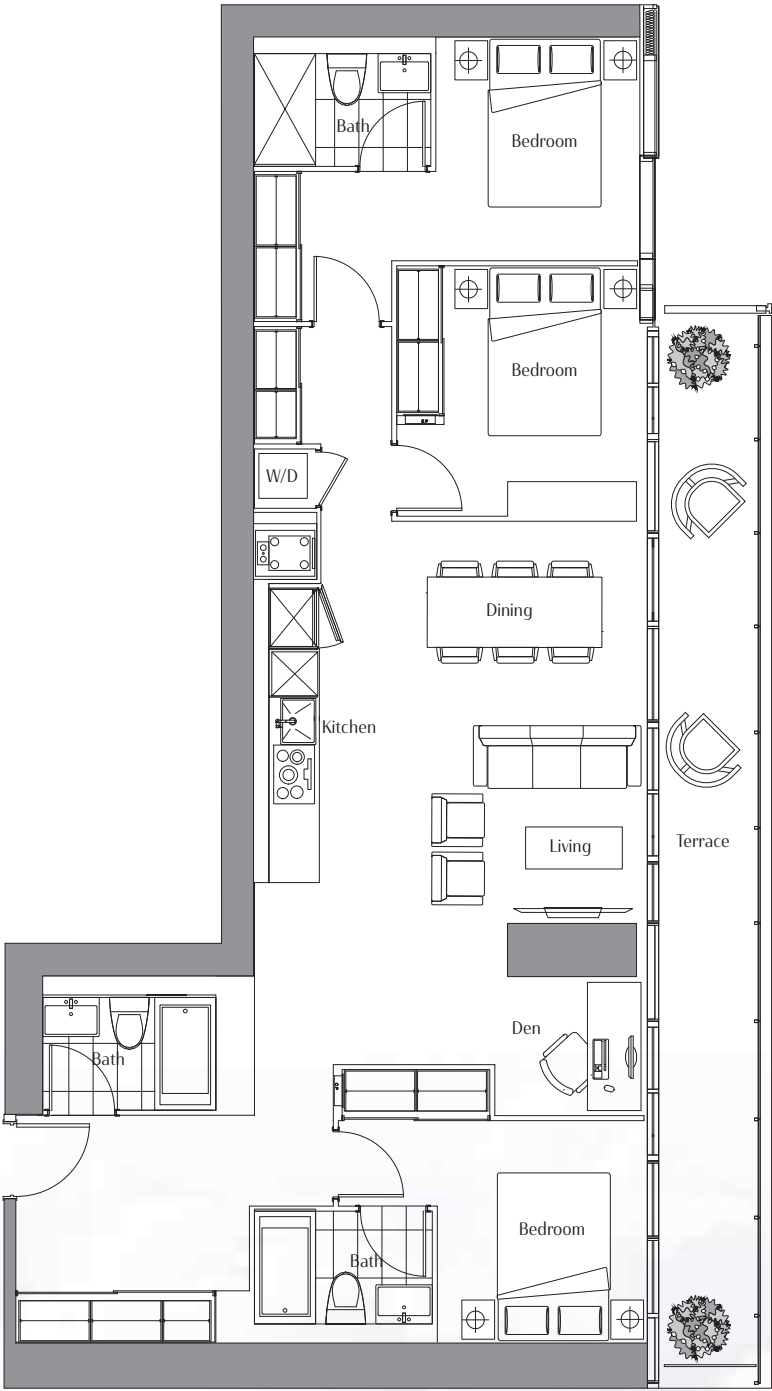
Floor 26

Floors 27-32



Model:
066

THREE BEDROOM + DEN
Enclosed: 1335 SQ.FT.
Terrace: 191 SQ.FT.



Floors 68



ALL DIMENSIONS ARE APPROXIMATE AND SUBJECT TO NORMAL CONSTRUCTION VARIANCES. DIMENSIONS MAY EXCEED THE USEABLE FLOOR AREA. SIZES AND SPECIFICATIONS SUBJECT TO CHANGE WITHOUT NOTICE. FURNITURE IS DISPLAYED FOR ILLUSTRATION PURPOSES ONLY AND DOES NOT NECESSARILY REFLECT THE ELECTRICAL PLAN FOR THE SUITE. SUITES ARE SOLD UNFURNISHED. E. & O. E.